

Job Name: 25-3335 Palisades Whiskey Co.
Job Location: Richmond, KY
Contractor: Buzick Construction

PC: C.Goff
 TECH: C.Russ
 Plant: Beaver Dam



Structure ID: **C14**

Spec: Storm
 Type: BX 6inW, 6inF
 Size: 24" x 24"

Rim: 792.75'
 Invert: 790.5'
 Rim to Invert: 2.25'

Sump: 0"
 Floor (Top): 790.5'
 Floor Height: 6"

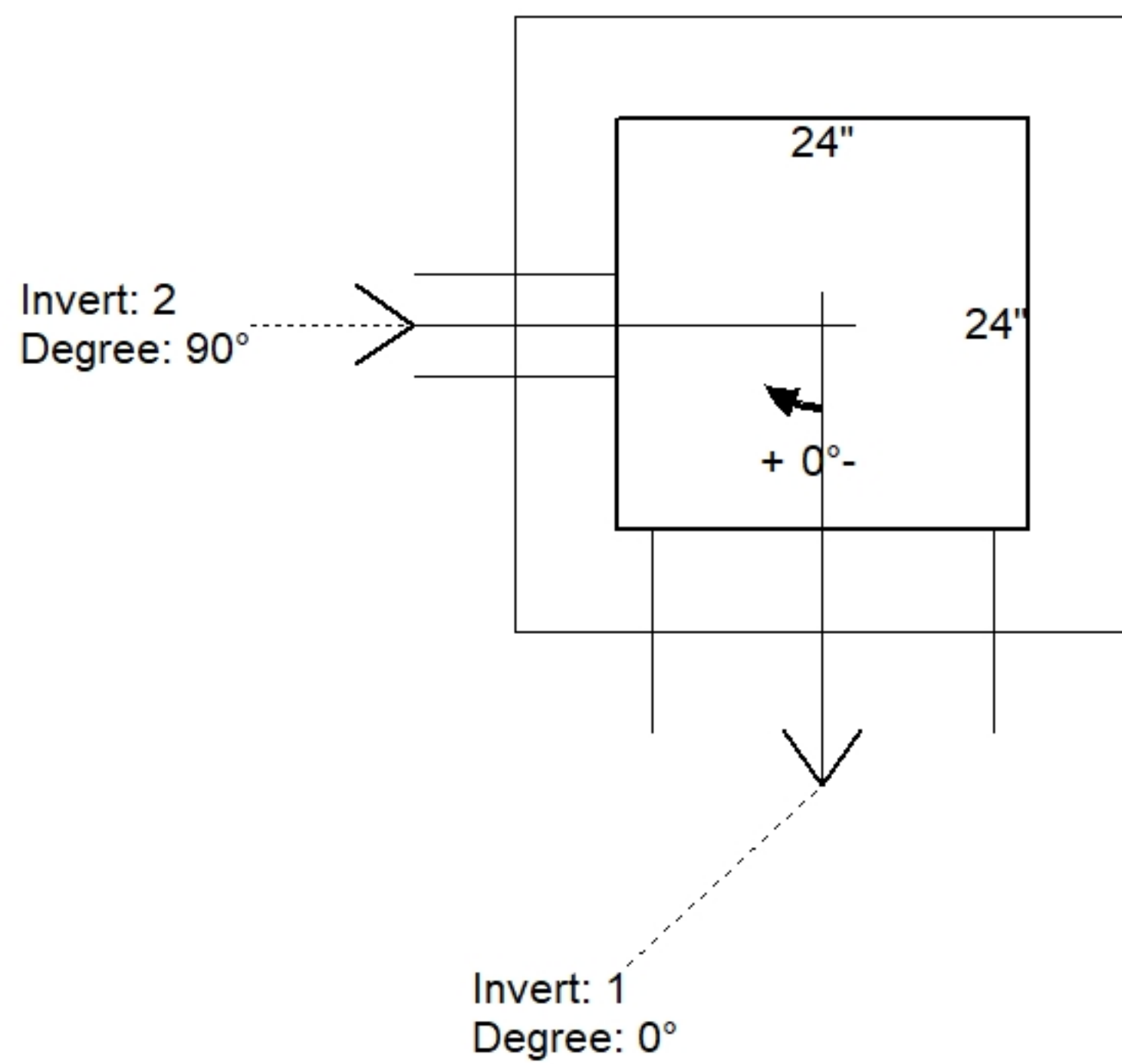
Floor (Bot): 790'
 Overall Height: 2.75'
 Slack: 0"

Structure Notes:

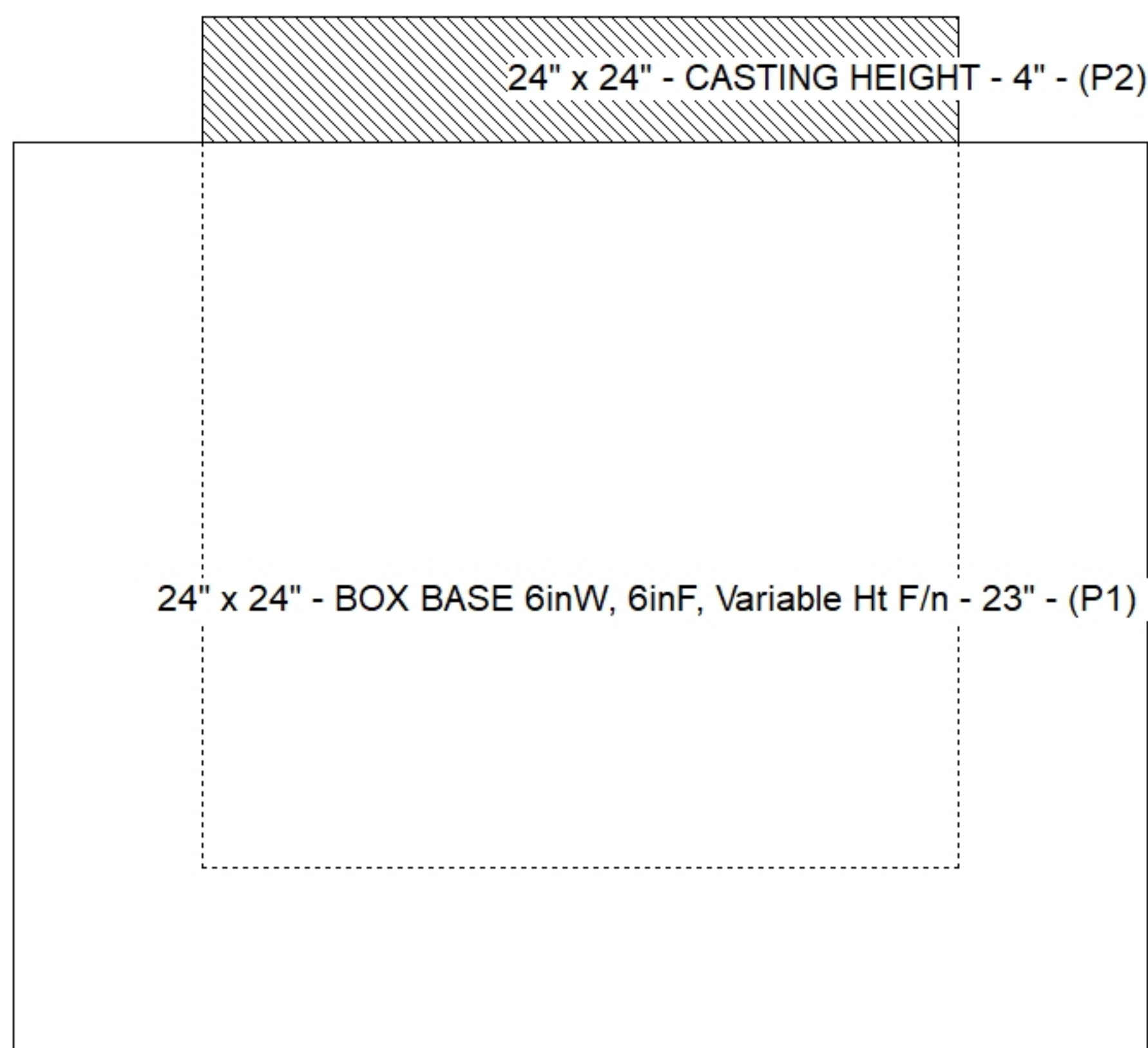
1. PER ASTM C913 SPECIFICATIONS.
2. CONCRETE = 4,000 PSI AT 28 DAYS.
3. NO INVERT CHANNEL.
4. HOE 280T F/G BY ICAST
5. REINFORCING PER ASTM A615 (GRADE 60).
 - WALLS (As .12) #5 BARS AT 12" C.C.E.W.
 - FLOOR (As .12) #5 BARS AT 12" C.C.E.W.

STRUCTURE SUMMARY:

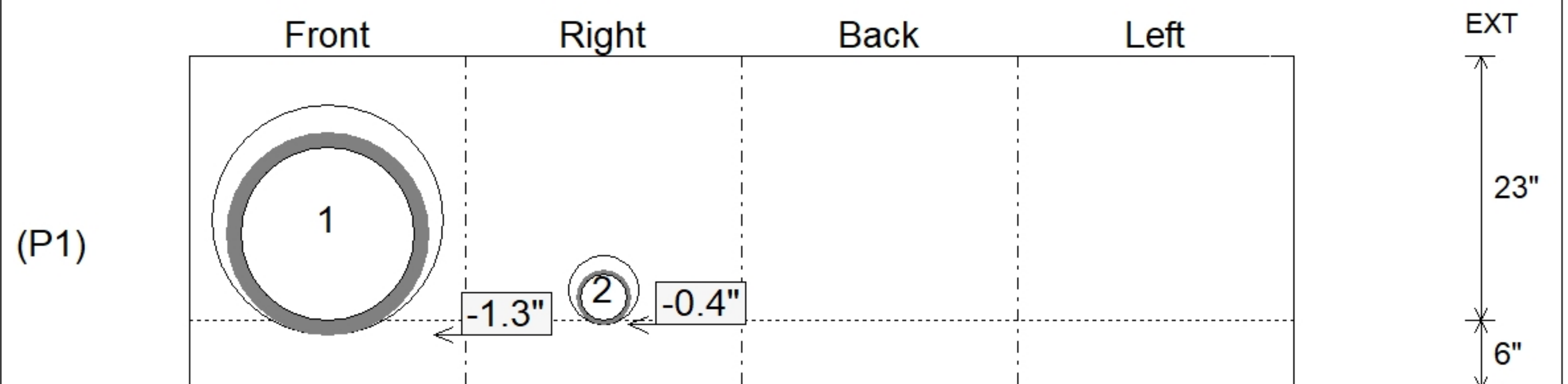
P2) 24" x 24" - CASTING HEIGHT - 4"	0 lb
P1) 24" x 24" - BOX BASE 6inW, 6inF, Variable Ht F/n - 23"	1870 lb
1) CASTING - HOE 280T F/G	182 lb
1) 24" x 24" - SGL 1"x14.5' Butyl	0 lb
1) Hole - 20	0 lb
1) Hole - 6	0 lb
Structure Total:	2052 lb



Position	Elev	Angle	Pipe	Pipe OD	Hole	Connector	Up ()	Ref
Rim	792.75'							
Reducer								
Invert 1	790.5'	0°	15" HDPE	17.6"	20"	Hole 20	-1.3"	P1
Invert 2	790.5'	90°	4" HDPE	4.8"	6"	Hole 6	-0.4"	P1
Invert 3								
Invert 4								
Invert 5								
Invert 6								
Invert 7								
Invert 8								



Default - Interior Dimensions



Submittal Drawing
 10/21/2025 12:24:11 PM

SUBMITTAL
 APPROVED BY: