

Job Name: 25-3335 Palisades Whiskey Co.  
 Job Location: Richmond, KY  
 Contractor: Buzick Construction

Plant: Beaver Dam

Tech: C.Russ

10/21/2025 12:25:41 PM

PC: C.Goff



**Structure ID: C1**

**P1 BX24240606VF**

**BOX BASE 6inW, 6inF, Variable Ht F/n**

- P2) 24" x 24" - CASTING HEIGHT - 4"
- P1) 24" x 24" - BOX BASE 6inW, 6inF, Variable Ht F/n - 26"
- 1) CASTING - HOE 280T F/G
- 1) 24" x 24" - SGL 1"x14.5' Butyl
- 2) Hole - 24"

0 lb  
 1882 lb  
 182 lb  
 0 lb  
 0 lb  
 -----  
 Structure Total: 2064 lb

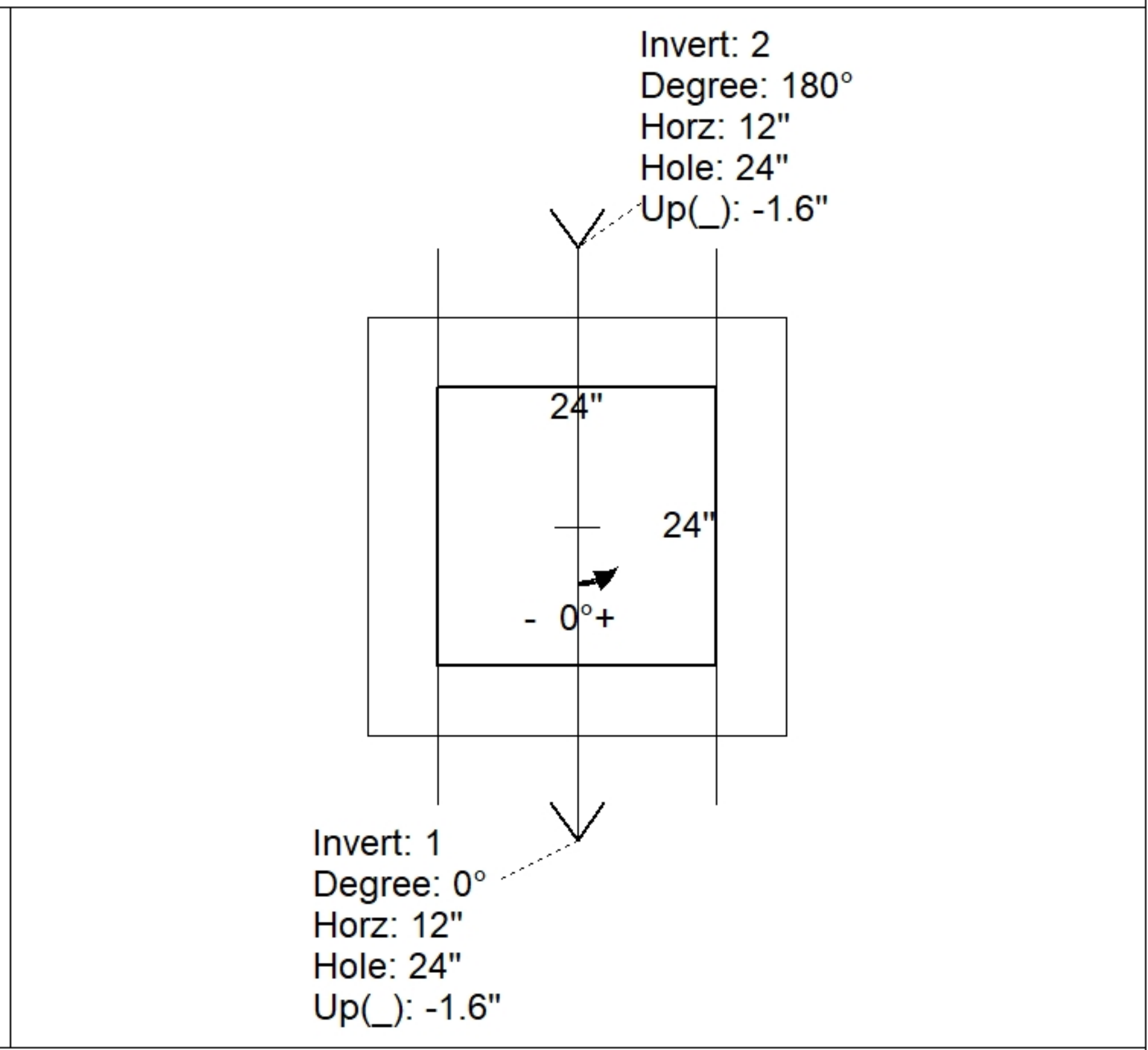
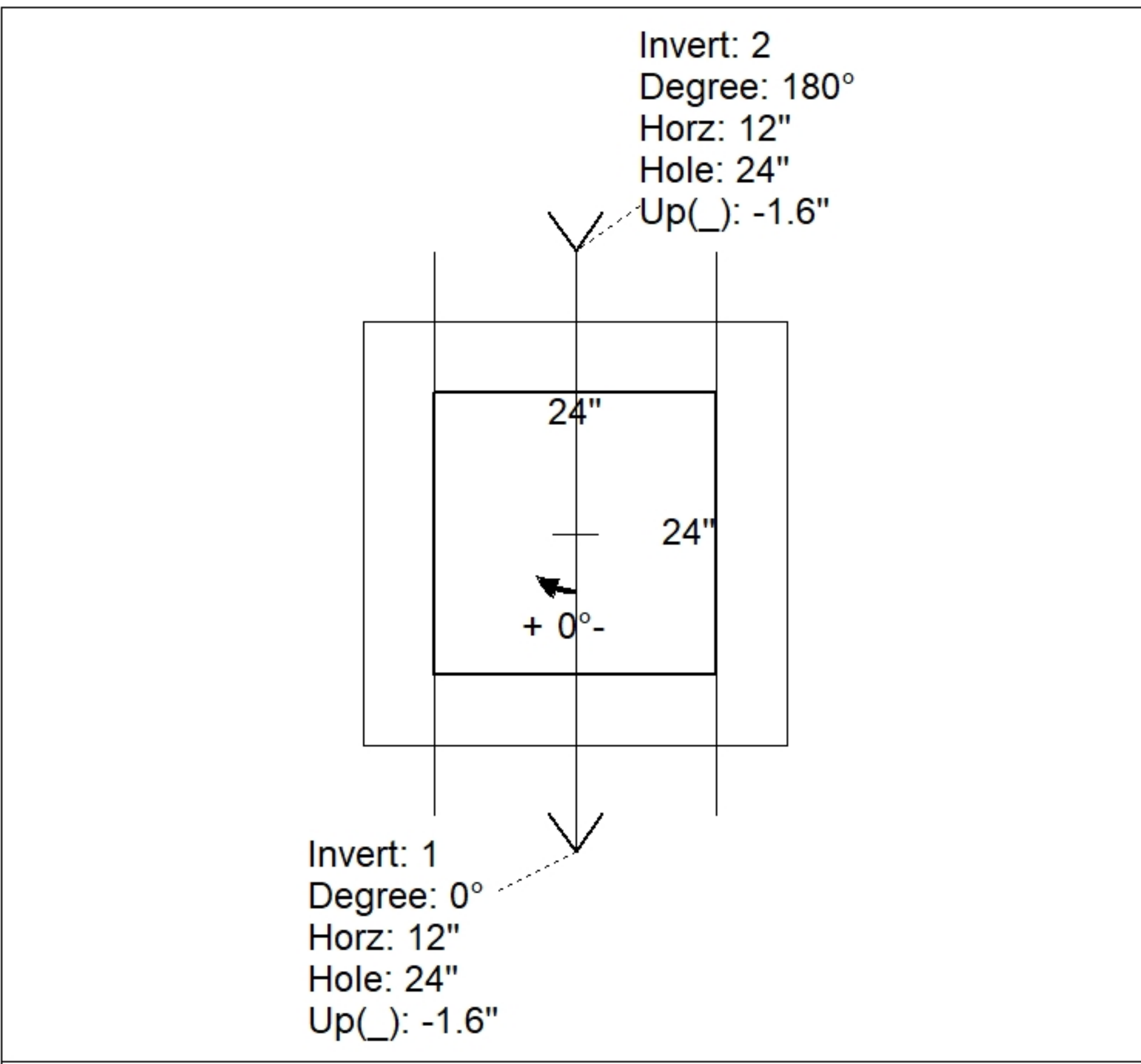
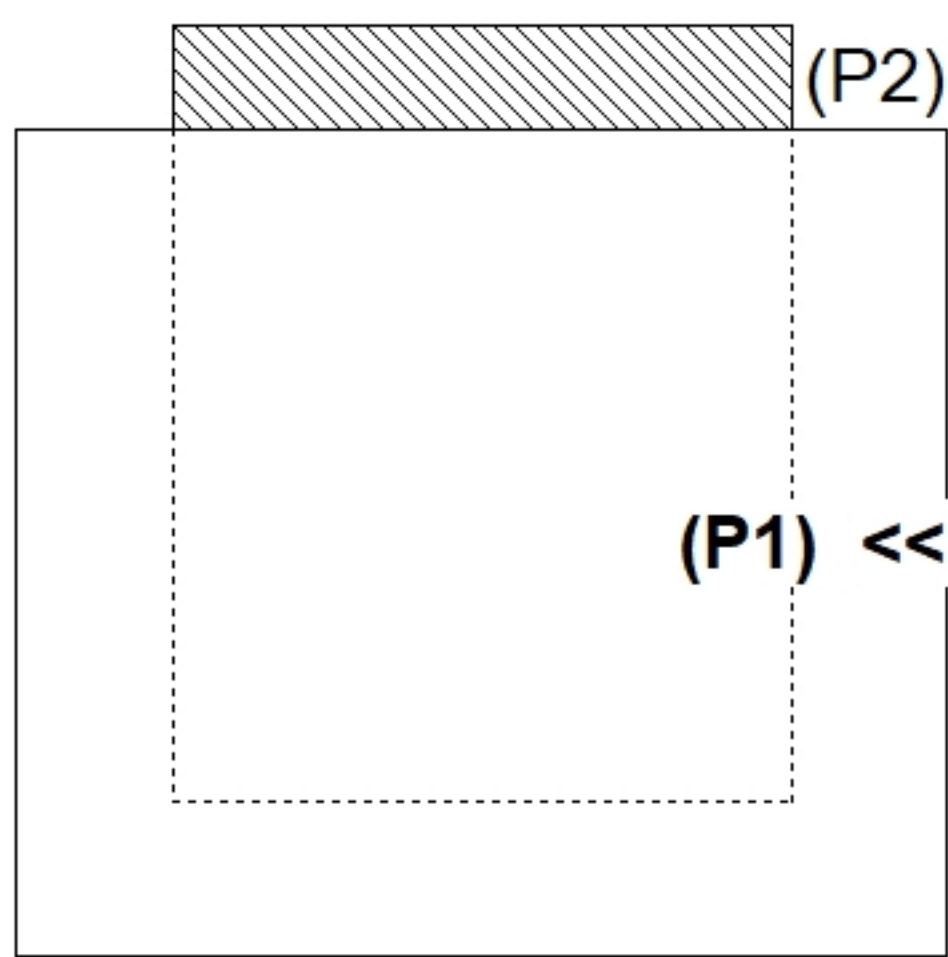
- Structure Notes:**
1. PER ASTM C913 SPECIFICATIONS.
  2. CONCRETE = 4,000 PSI AT 28 DAYS.
  3. NO INVERT CHANNEL.
  4. HOE 280T F/G BY ICAST
  5. REINFORCING PER ASTM A615 (GRADE 60).  
 - WALLS (As .12) #5 BARS AT 12" C.C.E.W.  
 - FLOOR (As .12) #5 BARS AT 12" C.C.E.W.

Rim: 787.3' Rim to Invert: 2.5' Slack: 0" Sump: 0" Step Position:

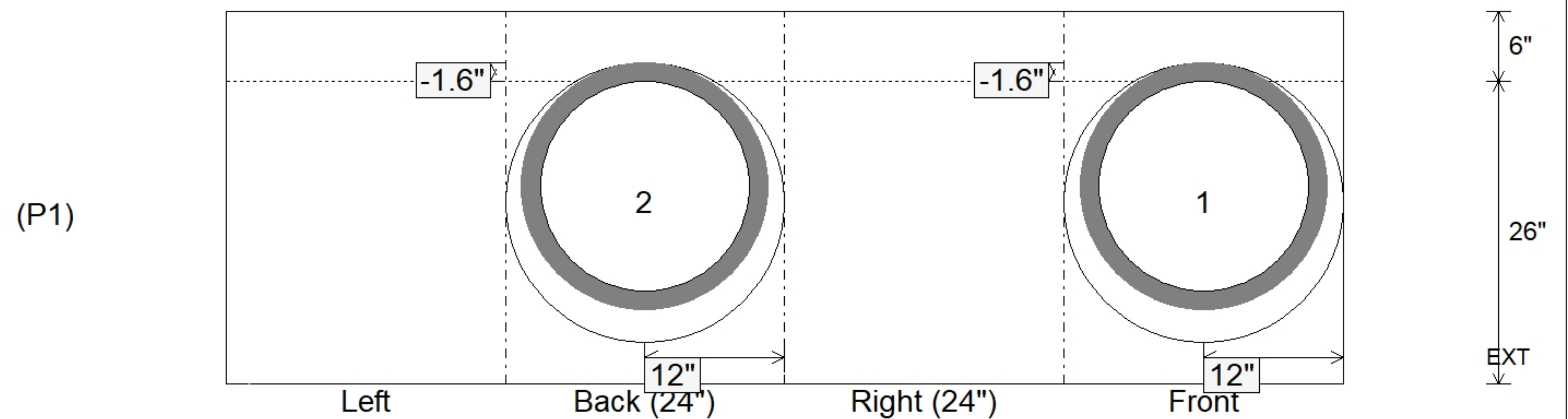
Position	Elev	Angle	Ext. (cw)	Pipe	Pipe OD	Connector	Hole	Horz Size	Up ( )	Offset
Invert 1	784.8'	0°	18"	18" HDPE	21.2"	Hole 24	24"	24"	-1.6"	0"
Invert 2	784.8'	180°	18"	18" HDPE	21.2"	Hole 24	24"	24"	-1.6"	0"
Invert 3										
Invert 4										
Invert 5										
Invert 6										
Invert 7										
Invert 8										

RIGHT-SIDE UP VIEW (int. dimensions)

UPSIDE-DOWN VIEW (int. dimensions)



INSIDE WALL DIMENSIONS



Coating (Int):  
 Coating (Ext):

Seam Up: Flat  
 Seam Dn: n/a

Wall Thickness: 6"  
 Floor Height: 6"

Height (Int): 26"  
 Height (Ext): 32"

Weight (Net): 1882 lb  
 Volume (Net): 0.48cu.yd