

Job Name: 25-3334 Hickory Industrial Park
 Job Location: Hickory, KY
 Contractor: Crider Paving & Excavating

Plant: Beaver Dam

Tech: C.Russ

11/17/2025 11:38:33 AM

PC: E.Bradley



Structure ID: WET WELL

P2 MH072RSVF

MH RISER Custom Ht

- P3) 72" - MH FLAT TOP w/42"x42" Hatch - 15"
- P2) 72" - MH RISER Custom Ht - 81"
- P1) 72" - MH BASE EF Cust. Ht. 12"F (14"EF =114"OD) - 84"
- 1) JOINT WRAP - 12" WD x 072" MAC WRAP
- 1) This Structure Includes a Cast-in Item
- 1) SECONDARY POUR
- 2) 72" - Conseal CS-102 1.00" (Double)
- 2) Hole - 8
- 1) PSX - 12-08 NYLO
- 1) Hole - 4
- 407.91 SqFt) Carboline Bitumastic 300M [EXT]

5091 lb
 11672 lb
 22523 lb
 0 lb
 0 lb
 0 lb
 0 lb
 0 lb
 8 lb
 0 lb
 0 lb

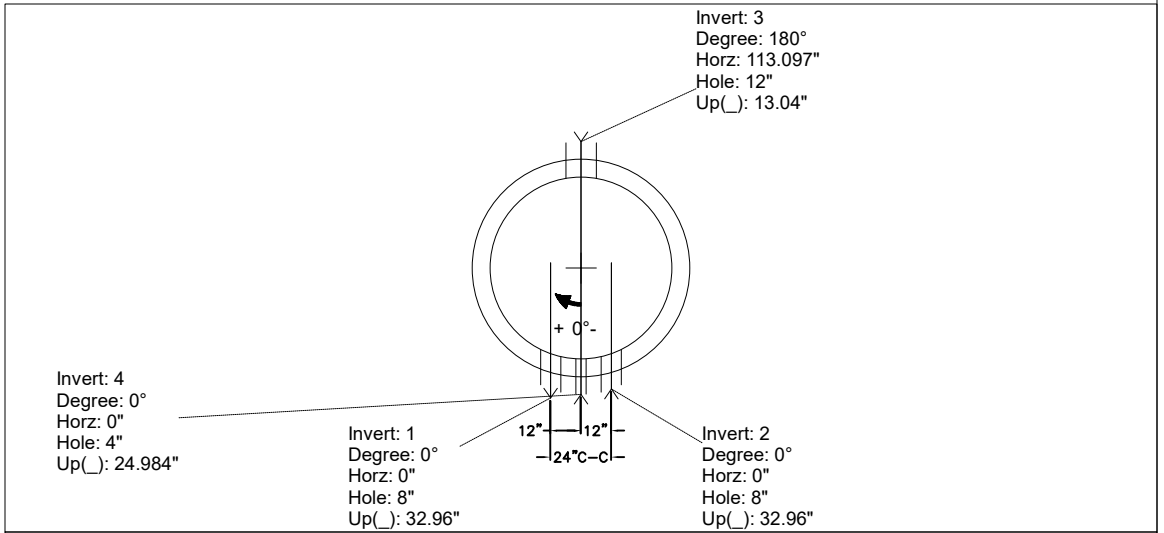
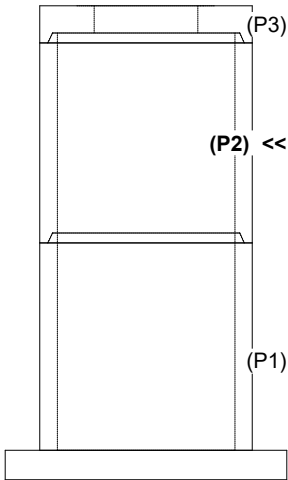
- Structure Notes:**
1. PER ASTM C478 SPECIFICATIONS.
 2. CONCRETE = 4,000 PSI AT 28 DAYS.
 3. HALLIDAY HATCH 42"x42" BY OTHERS CAST INTO CENTER OF TOP SLAB.
 4. REINFORCING PER ASTM A615 (GRADE 60).
 - TOP SLAB (As .31)#5 BAR @ 6" O.C.E.W
 - RISER/WALLS (As .12)
 - FLOOR (As .31) #5 BARS AT 12" C.C.E.W.
 5. STRUCTURE TO HAVE TWO EXTERIOR COATS OF CARBOLINE 300M.
 6. LINKS SEALS FOR 4" DI PIPE BY OTHERS

Structure Total: 39294 lb

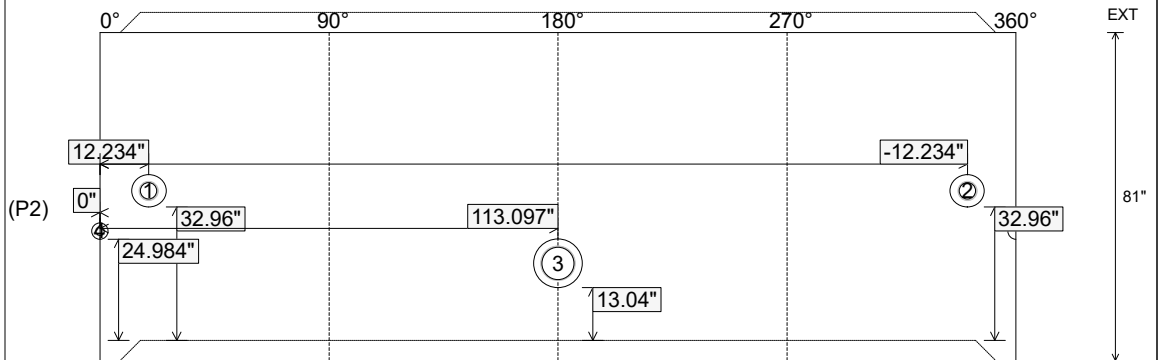
Rim: 485.5' Rim to Invert: 6.33' Slack: 0" Sump: 104.04" Step Position:

Position	Elev	Angle	Ext. (cw)	Pipe	Pipe OD	Connector	Hole	Horz Size	Up ()	Offset
Invert 1	480.83'	0°	12.161"	4" DI	4.75"	Hole 8	8"	8.513"	32.96"	12"
Invert 2	480.83'	0°	-12.161"	4" DI	4.75"	Hole 8	8"	8.513"	32.96"	-12"
Invert 3	479.17'	180°	135.088"	8" PVC SDR35	8.5"	PSX 12-08 NYLO	12"	12.056"	13.04"	0"
Invert 4	480.08'	0°	0"	2" PVC SCH40	2.375"	Hole 4	4"	4.002"	24.984"	0"
Invert 5										
Invert 6										
Invert 7										
Invert 8										

RIGHT-SIDE UP VIEW (int. dimensions)



INSIDE WALL DIMENSIONS



Coating (Int):
 Coating (Ext): Carboline Bitumastic 300M

Seam Up: Tongue
 Seam Dn: Groove

Wall Thickness: 7"
 Floor Height: 0"

Height (Int): 81"
 Height (Ext): 81"

Weight (Net): 11672 lb
 Volume (Net): 2.98cu.yd