

Job Name: 25-3334 Hickory Industrial Park
 Job Location: Hickory, KY
 Contractor: Crider Paving & Excavating

Plant: Beaver Dam

Tech: C.Russ

11/17/2025 11:38:36 AM

PC: E.Bradley



Structure ID: ARV 1

P2 MH048DHRS42

MH DH RISER

- P4) 24" - CASTING HEIGHT - 7"
- P3) 48" - MH FLAT TOP w/ 24" ECC Hole - 12"
- P2) 48" - MH DH RISER - 42"
- P1) 48" - P.I.P. BY OTHERS - BTM SLAB - 0"
- 2) 48" - Conseal CS-102 1.00" (Double)
- 2) DOGHOUSE - 8"x12"
- 4) MH Step ML-10-TDS-NCR - 10"
- 86.68 SqFt) Carboline Bitumastic 300M [EXT]

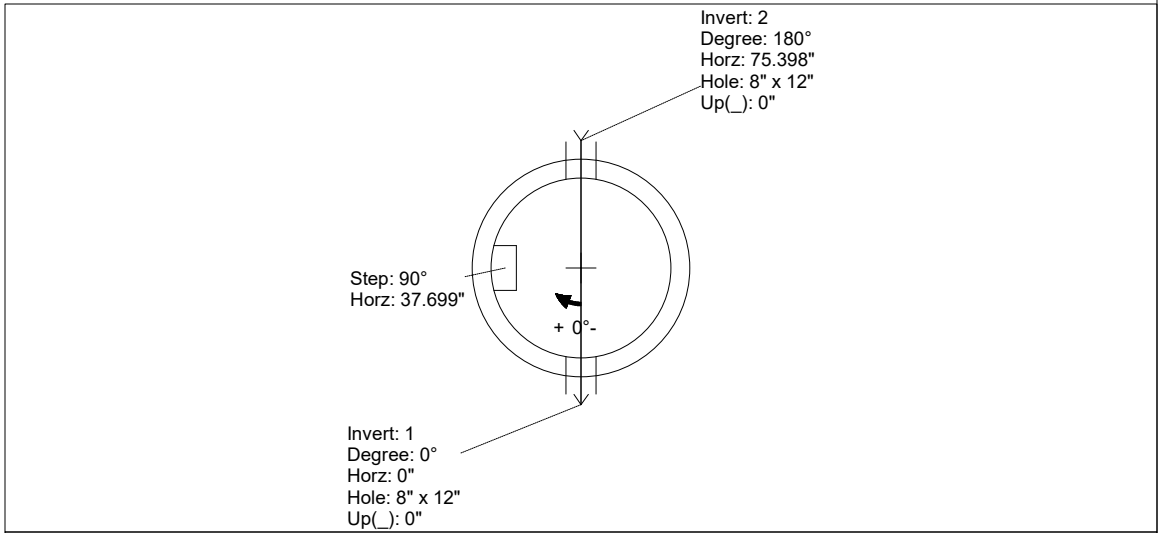
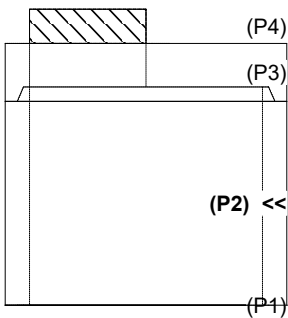
- Structure Notes:
1. PER ASTM C478 SPECIFICATIONS.
 2. CONCRETE = 4,000 PSI AT 28 DAYS.
 3. HOE MC-375 F/C "SANITARY" BY ICAST
 4. REINFORCING PER ASTM A615 (GRADE 60).
 - FLAT LID (As .12)
 - RISER/WALLS (As .12)
 - FLOOR (As .31) #5 BARS AT 12" C.C.E.W.
 5. STRUCTURE TO HAVE TWO EXTERIOR COATS OF CARBOLINE 300M.

Structure Total: 4423 lb

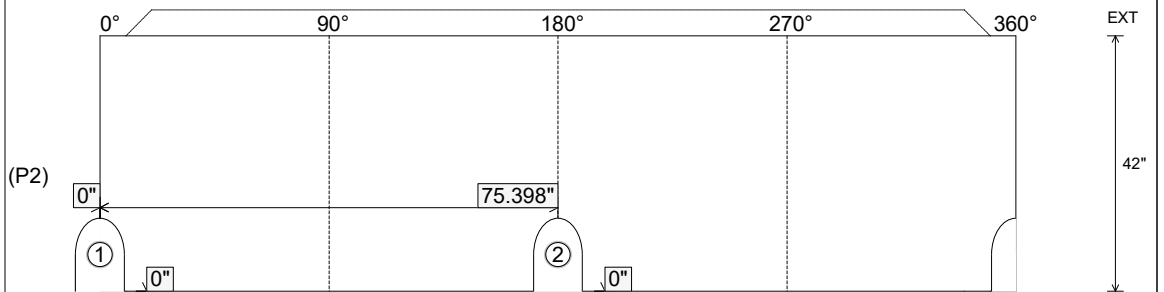
Rim: 486' Rim to Invert: 5' Slack: 3" Sump: 4" Step Position: 90°

Position	Elev	Angle	Ext. (cw)	Pipe	Pipe OD	Connector	Hole	Horz Size	Up ()	Offset
Invert 1	481'	0°	0"	4" PVC SDR21	4.375"	DOGHOUSE 8"x12"	8" x 12"	8.038"	0"	0"
Invert 2	481'	180°	91.106"	4" PVC SDR21	4.375"	DOGHOUSE 8"x12"	8" x 12"	8.038"	0"	0"
Invert 3										
Invert 4										
Invert 5										
Invert 6										
Invert 7										
Invert 8										

RIGHT-SIDE UP VIEW (int. dimensions)



INSIDE WALL DIMENSIONS



Coating (Int): Coating (Ext): Carboline Bitumastic 300M	Seam Up: Tongue Seam Dn: Flat	Wall Thickness: 5" Floor Height: 0"	Height (Int): 42" Height (Ext): 42"	Weight (Net): 2862 lb Volume (Net): 0.73cu.yd
--	----------------------------------	--	--	--