

Job Name: 25-3310 - Mammoth Cave NP-MACA 12
Job Location: Mammoth Cave , KY
Contractor: Phillips Brothers

PC: C. Goff
 TECH: J. Coppage - F
 Plant: 100



Structure ID: **CB27B**

Spec: Storm
 Type: BX 8inW, 8inF
 Size: 24" x 36"

Rim: 738.61'
 Invert: 734.73'
 Rim to Invert: 3.88'

Sump: 0"
 Floor (Top): 734.73'
 Floor Height: 8"

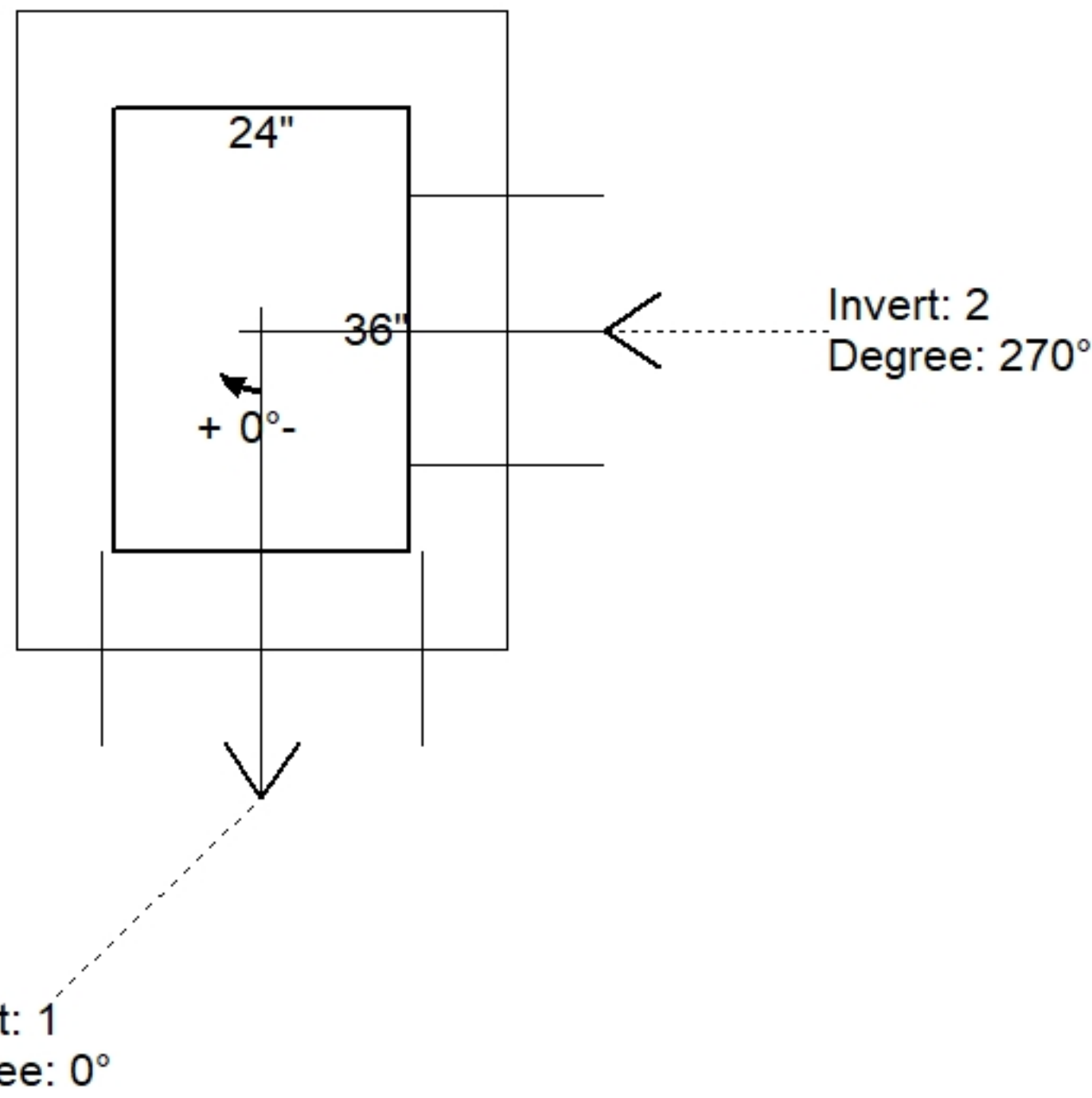
Floor (Bot): 734.063'
 Overall Height: 4.5'
 Slack: 0.56"

Structure Notes:

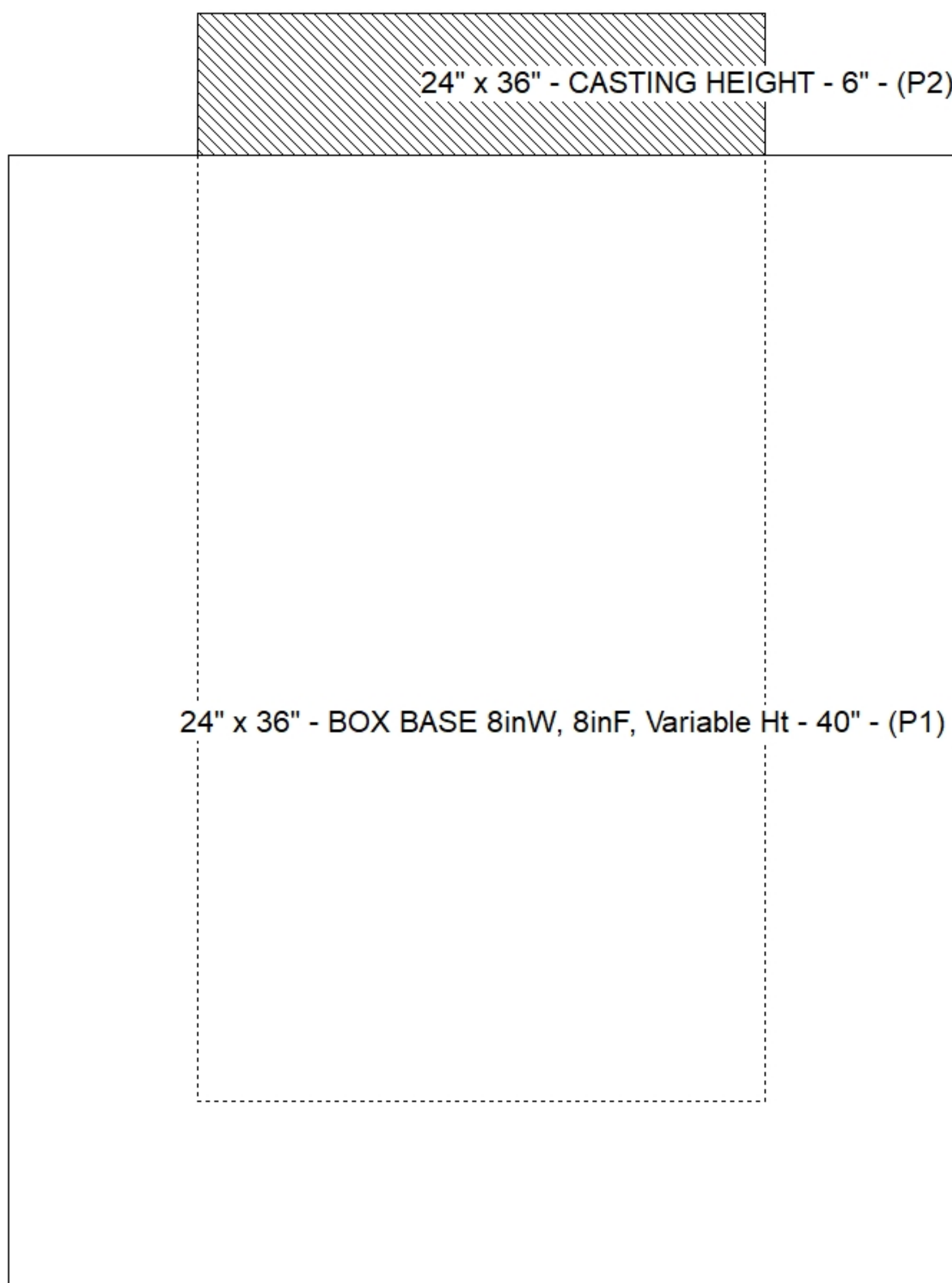
- PER ASTM C913 SPECIFICATIONS.
 - CONCRETE = 4,000 PSI AT 28 DAYS.
 - NO INVERT CHANNEL.
 - CASTING SUPPLIED BY OTHERS (HOE-525).
- REINFORCING PER ASTM A615 (GRADE 60).
 - WALLS (As .12) #5 BARS AT 12" C.C.E.W.
 - FLOOR (As .12) #5 BARS AT 12" C.C.E.W.

STRUCTURE SUMMARY:

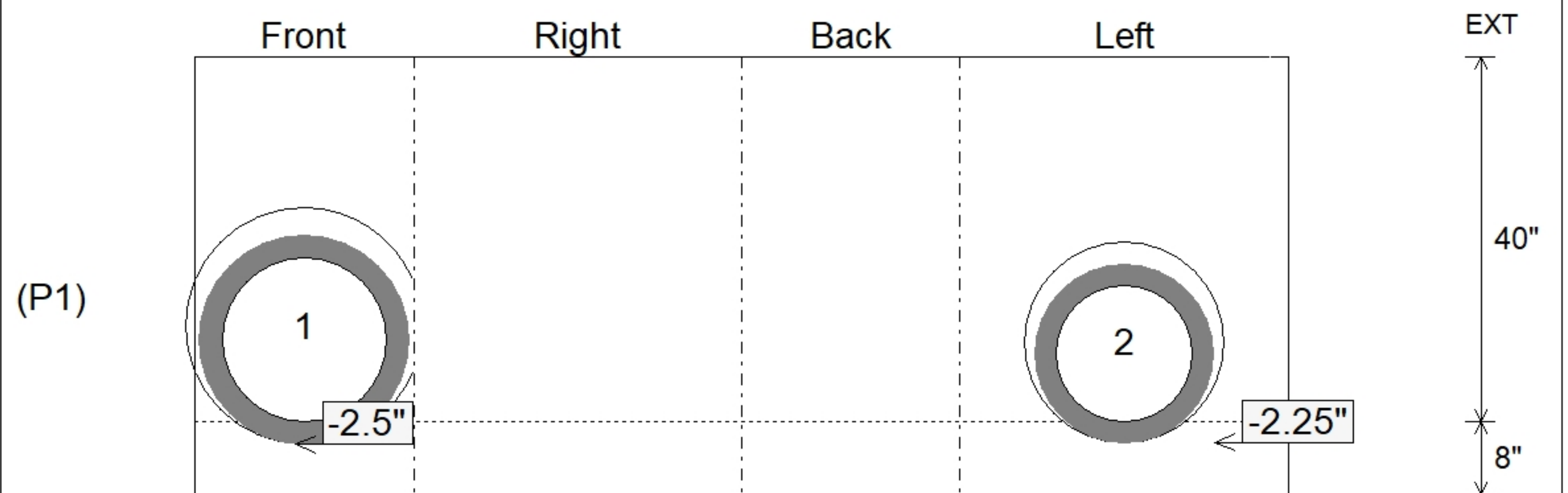
P2) 24" x 36" - CASTING HEIGHT - 6"	0 lb
P1) 24" x 36" - BOX BASE 8inW, 8inF, Variable Ht - 40"	4955 lb
1) 24" x 36" - Con Seal CS-102 1.00"	0 lb
1) Hole - 26	0 lb
1) Hole - 22	0 lb
Structure Total:	4955 lb



Position	Elev	Angle	Pipe	Pipe OD	Hole	Connector	Up ()	Ref
Rim	738.61'							
Reducer								
Invert 1	734.73'	0°	18" RCP B WALL	23"	26"	Hole 26	-2.5"	P1
Invert 2	734.73'	270°	15" RCP B WALL	19.5"	22"	Hole 22	-2.25"	P1
Invert 3								
Invert 4								
Invert 5								
Invert 6								
Invert 7								
Invert 8								



Default - Interior Dimensions



Submittal Drawing
 4/10/2026 8:46:04 AM

SUBMITTAL
 APPROVED BY: