

Job Name: 25-3310 - Mammoth Cave NP-MACA 12
 Job Location: Mammoth Cave , KY
 Contractor: Phillips Brothers

Plant: 100

Tech: J. Horsley - F

4/2/2026 7:50:02 PM

PC: C. Goff



Structure ID: CB27B

P1 BX2436-08BVF

BOX BASE 8inW, 8inF, Variable Ht F/n

- P2) 24" x 36" - CASTING HEIGHT - 6"
- P1) 24" x 36" - BOX BASE 8inW, 8inF, Variable Ht F/n - 40"
- 1) 24" x 36" - Conseal CS-102 1.00"
- 1) Hole - 26
- 1) Hole - 22

- Structure Notes:**
1. PER ASTM C913 SPECIFICATIONS.
 2. CONCRETE = 4,000 PSI AT 28 DAYS.
 3. NO INVERT CHANNEL.
 4. CASTING SUPPLIED BY OTHERS (HOE-525).

Structure Total: 4955 lb

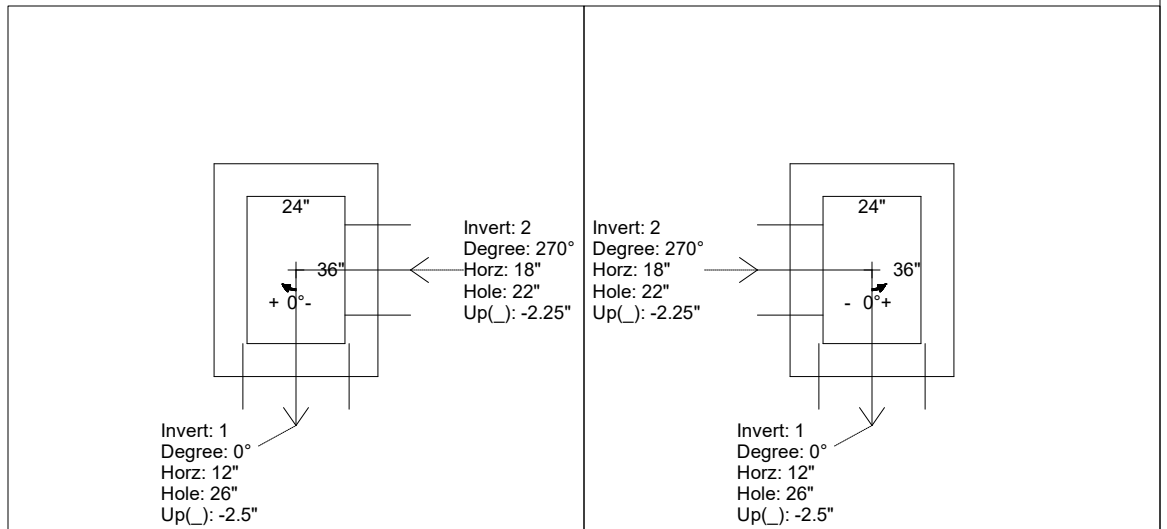
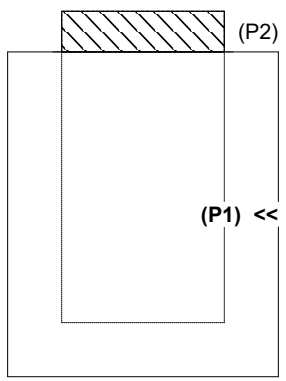
REINFORCING PER ASTM A615 (GRADE 60).
 - WALLS (As .12) #5 BARS AT 12" C.C.E.W.
 - FLOOR (As .12) #5 BARS AT 12" C.C.E.W.

Rim: 738.61' Rim to Invert: 3.88' Slack: 0.56" Sump: 0" Step Position:

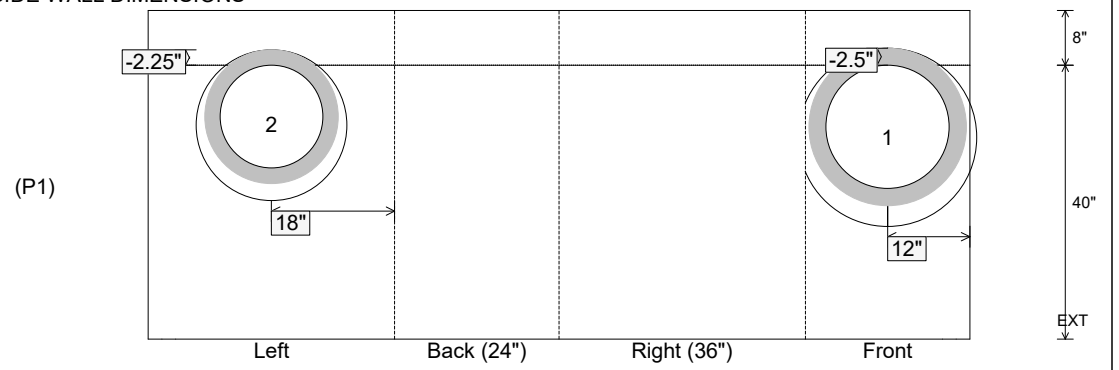
Position	Elev	Angle	Ext. (cw)	Pipe	Pipe OD	Connector	Hole	Horz Size	Up ()	Offset
Invert 1	734.73'	0°	20"	18" RCP B WALL	23"	Hole 26	26"	25"	-2.5"	0"
Invert 2	734.73'	270°	26"	15" RCP B WALL	19.5"	Hole 22	22"	22"	-2.25"	0"
Invert 3										
Invert 4										
Invert 5										
Invert 6										
Invert 7										
Invert 8										

RIGHT-SIDE UP VIEW (int. dimensions)

UPSIDE-DOWN VIEW (int. dimensions)



INSIDE WALL DIMENSIONS



Coating (Int): Coating (Ext):	Seam Up: Flat Seam Dn: n/a	Wall Thickness: 8" Floor Height: 8"	Height (Int): 40" Height (Ext): 48"	Weight (Net): 4955 lb Volume (Net): 1.27cu.yd
----------------------------------	-------------------------------	--	--	--