

Job Name: 25-3310 - Mammoth Cave NP-MACA 12
 Job Location: Mammoth Cave , KY
 Contractor: Phillips Brothers

Plant: 100
 4/2/2026 7:51:36 PM

Tech: J. Horsley - F
 PC: C. Goff



Structure ID: CB17B

P2 BX2436-08R18

BOX RISER 8inW F/G

- P3) 24" x 36" - CASTING HEIGHT - 6"
- P2) 24" x 36" - BOX RISER 8inW F/G - 18"
- P1) 24" x 36" - BOX BASE 8inW, 8inF, Variable Ht T/n - 35"
- 2) 24" x 36" - Conseal CS-102 1.00"
- 2) Hole - 22

0 lb
 1837 lb
 4457 lb
 0 lb
 0 lb

 0 lb
 Structure Total: 6294 lb

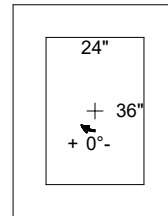
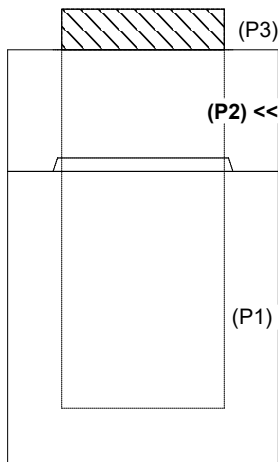
- Structure Notes:
1. PER ASTM C913 SPECIFICATIONS.
 2. CONCRETE = 4,000 PSI AT 28 DAYS.
 3. NO INVERT CHANNEL.
 4. CASTING SUPPLIED BY OTHERS (HOE-525).

REINFORCING PER ASTM A615 (GRADE 60).
 - WALLS (As .12) #5 BARS AT 12" C.C.E.W.
 - FLOOR (As .12) #5 BARS AT 12" C.C.E.W.

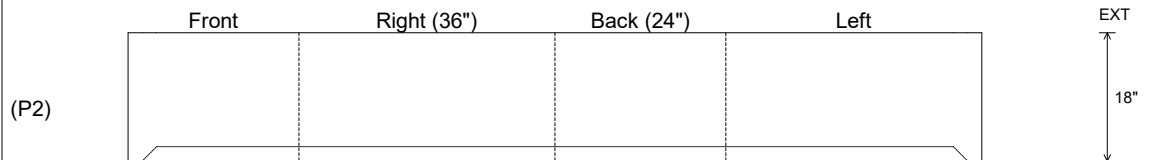
Rim: 741.77' Rim to Invert: 4.96' Slack: 0.52" Sump: 0" Step Position:

Position	Elev	Angle	Ext. (cw)	Pipe	Pipe OD	Connector	Hole	Horz Size	Up (↓)	Offset
Invert 1										
Invert 2										
Invert 3										
Invert 4										
Invert 5										
Invert 6										
Invert 7										
Invert 8										

RIGHT-SIDE UP VIEW (int. dimensions)



INSIDE WALL DIMENSIONS



Coating (Int):
 Coating (Ext):

Seam Up: Flat
 Seam Dn: Groove

Wall Thickness: 8"
 Floor Height: 0"

Height (Int): 18"
 Height (Ext): 18"

Weight (Net): 1837 lb
 Volume (Net): 0.47cu.yd