

**Structure ID: MH-AA2**

**P3 MH060RSVF MH RISER Custom Ht**

P5) 24" - CASTING HEIGHT - 7" P4) 60" - MH FLAT TOP w/ 24" ECC Hole - 13" P3) 60" - MH RISER Custom Ht - 34" P2) 60" - MH RISER - 72" P1) 60" - MH BASE - 48" 3) 60" - Conseal CS-102 1.00" 2) Hole - 40 10) MH Step ML-10-TDS-NCR - 10"	0 lb 2869 lb 3549 lb 6835 lb 7062 lb 0 lb 0 lb 0 lb ----- Structure Total: 20315 lb
---	--

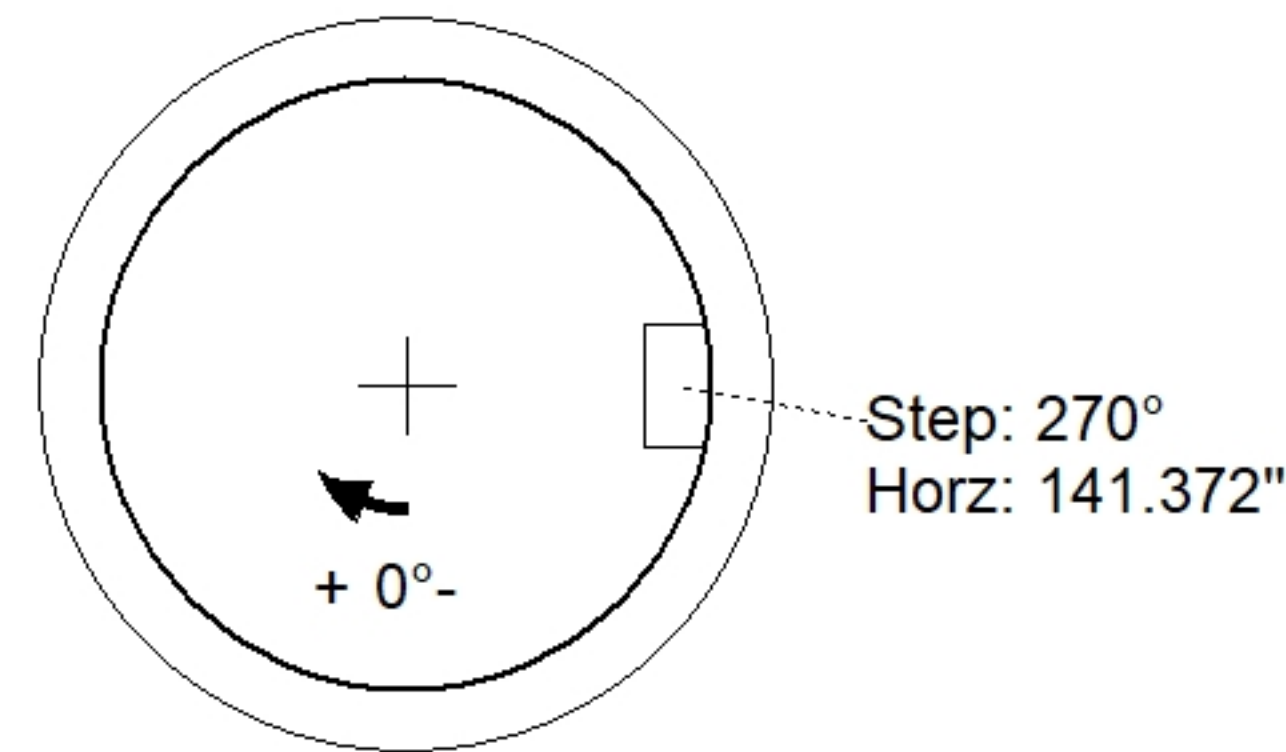
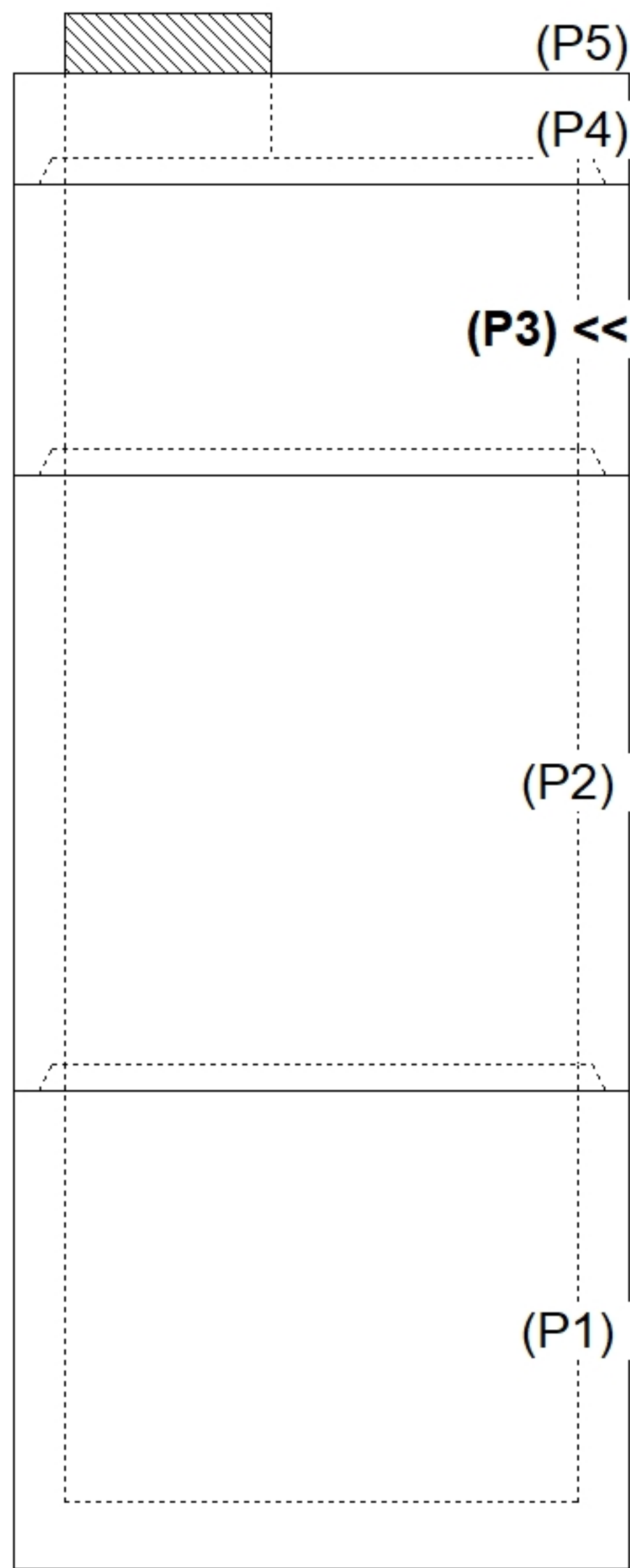
Structure Notes:

1. PER ASTM C478 SPECIFICATIONS.
2. CONCRETE = 4,000 PSI AT 28 DAYS.
3. HOE MC-350 "STORM" BY ICAST
4. REINFORCING PER ASTM A615 (GRADE 60).
  - TOP SLAB (As .62) #5 BARS AT 6" C.C.E.W..
  - RISER/WALLS (As .18)
  - FLOOR (As .37) #5 BARS AT 10" C.C.E.W.

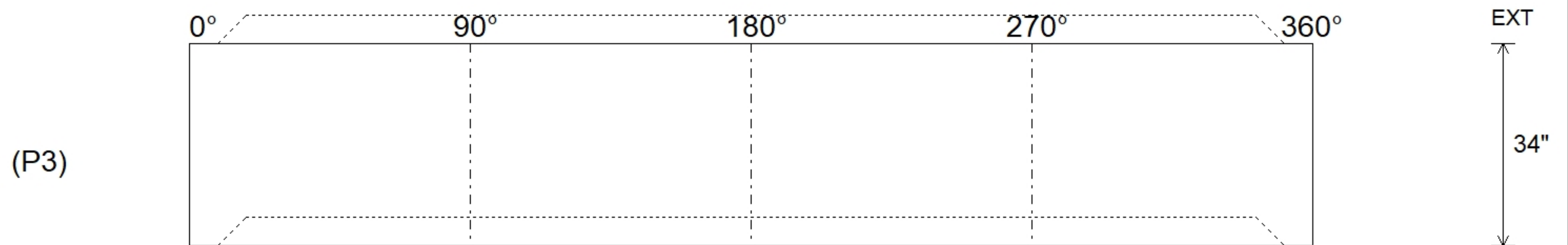
Rim: 953.5'    Rim to Invert: 14.25'    Slack: 0.5"    Sump: 3.5"    Step Position: 270

Position	Elev	Angle	Ext. (cw)	Pipe	Pipe OD	Connector	Hole	Horz Size	Up ( )	Offset
Invert 1										
Invert 2										
Invert 3										
Invert 4										
Invert 5										
Invert 6										
Invert 7										
Invert 8										

**RIGHT-SIDE UP VIEW (int. dimensions)**



**INSIDE WALL DIMENSIONS**



Coating (Int):	Seam Up: Tongue Seam Dn: Groove	Wall Thickness: 6" Floor Height: 0"	Height (Int): 34" Height (Ext): 34"
Coating (Ext):			Weight (Net): 3549 lb Volume (Net): 0.91cu.yd