

Job Name: 25-3308 Lexmark Setzer Job Location: Lexington, Ky Contractor: Lagco Inc.	Plant: Beaver Dam 10/7/2025 9:01:25 AM	Tech: C.Russ PC: C.Goff	
---	---	----------------------------	--

**Structure ID: MH-AA1**

**P1 BX7272-08RS84 BOX RISER 8inW**

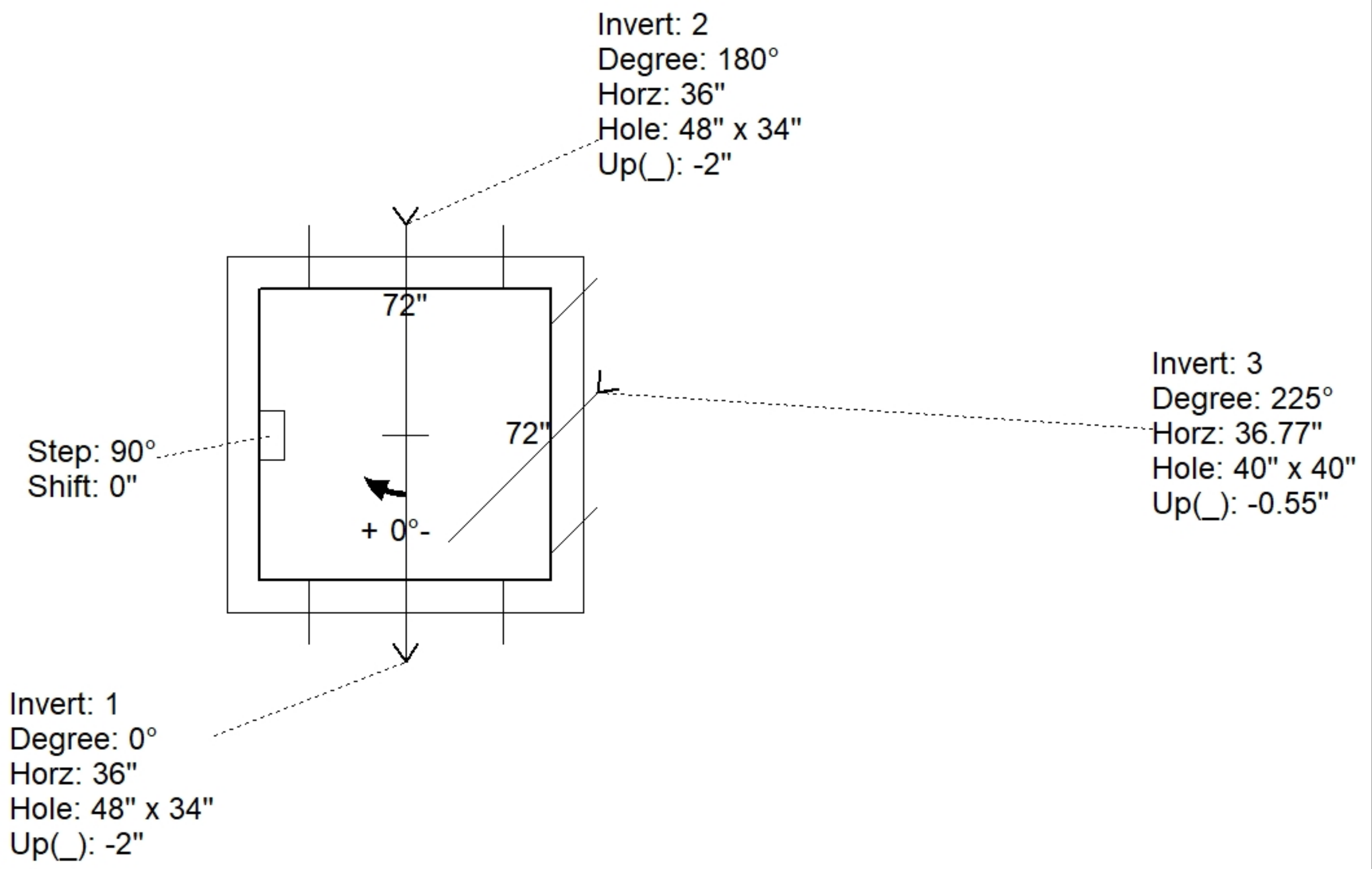
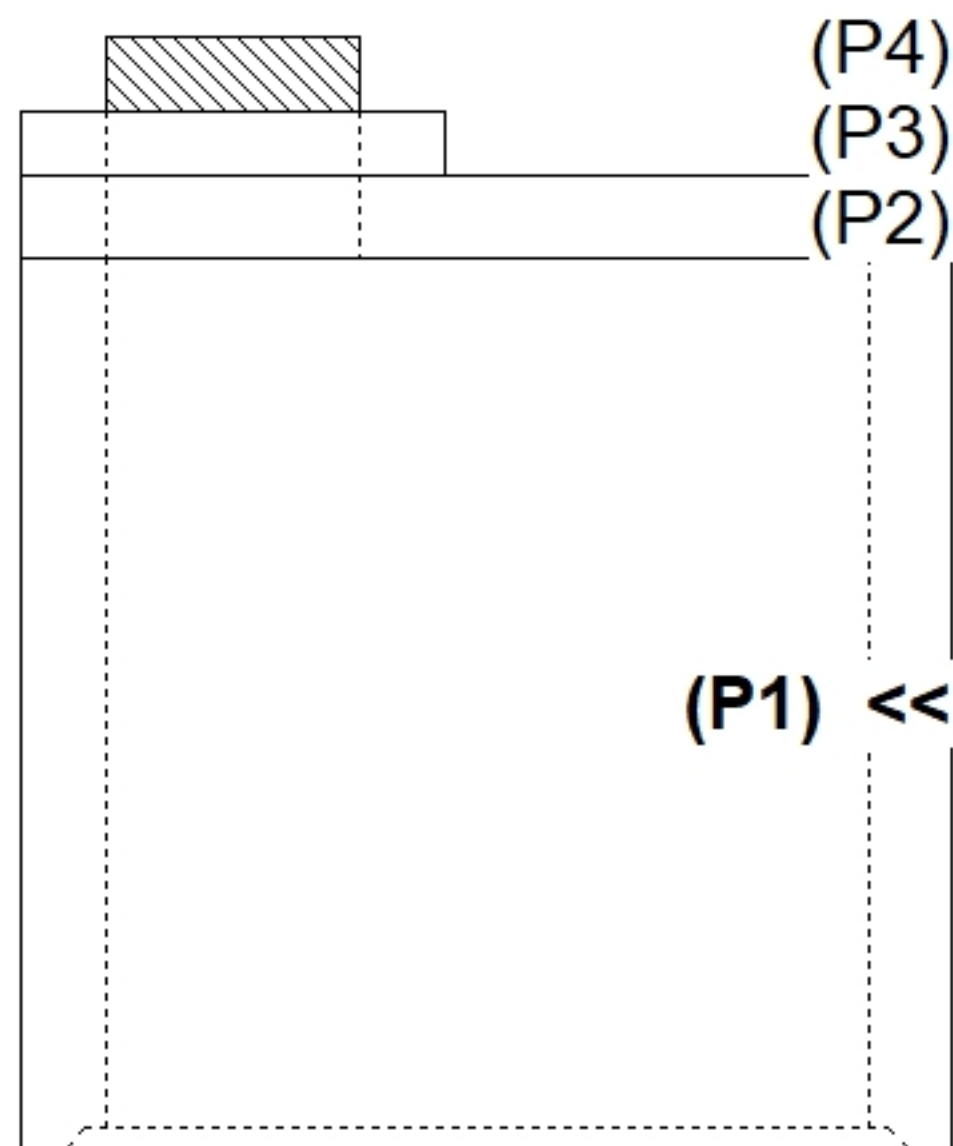
P4) 24" - CASTING HEIGHT - 7"	0 lb
P3) 24" - GRADE RING - 6"	405 lb
P2) 72" x 72" - CB FLAT TOP 8"W w/24"Hole - 8"	4895 lb
P1) 72" x 72" - BOX RISER 8inW - 84"	14677 lb
2) DOGHOUSE - 48"x34"	0 lb
1) DOGHOUSE - 40"x40"	0 lb
8) MH Step ML-10-TDS-NCR - 10"	0 lb
<b>Structure Total:</b>	<b>19977 lb</b>

**Structure Notes:**  
 1. PER ASTM C913 SPECIFICATIONS.  
 2. CONCRETE = 4,000 PSI AT 28 DAYS.  
 3. HOE MC-350 F/C "STORM" BY ICAST  
 4. REINFORCEMENT PER ASTM A615  
 - TOP SLAB #5 BAR @ 8" C.C.E.W.  
 - WALLS #5 BAR @ 8" C.C.E.W.

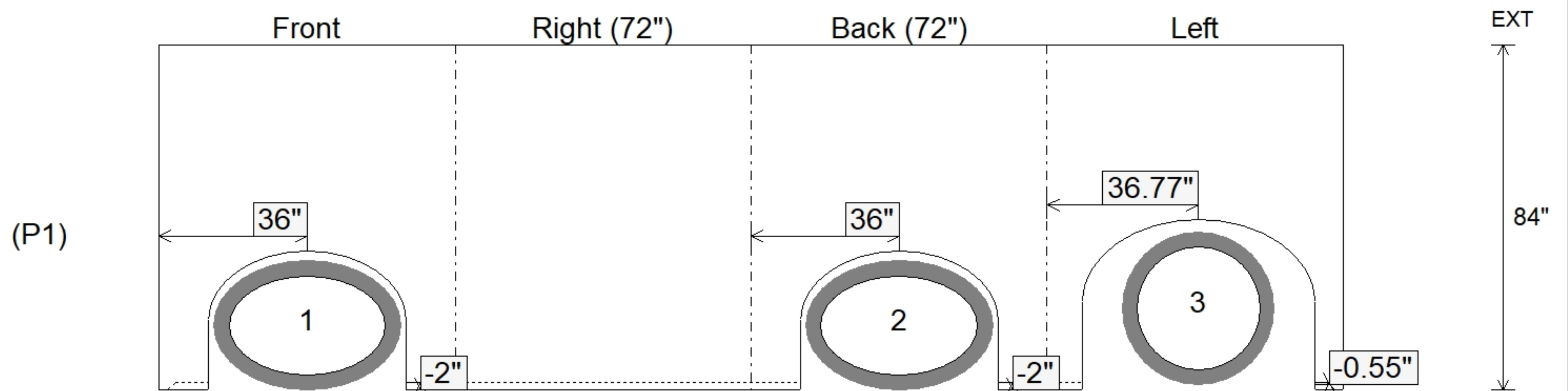
Rim: 946' Rim to Invert: 8.5' Slack: 0.75" Sump: 0" Step Position: 90°

Position	Elev	Angle	Ext. (cw)	Pipe	Pipe OD	Connector	Hole	Horz Size	Up ( )	Offset
Invert 1	937.5'	0°	44"	38" x 24" ELL RCP	45.5" x 31.5"	DOGHOUSE 48"x34"	48" x 34"	48"	-2"	0"
Invert 2	937.5'	180°	44"	38" x 24" ELL RCP	45.5" x 31.5"	DOGHOUSE 48"x34"	48" x 34"	48"	-2"	0"
Invert 3	937.6'	225°	36.77"	30" RCP B WALL	37"	DOGHOUSE 40"x40"	40" x 40"	56.569"	-0.55"	26"
Invert 4										
Invert 5										
Invert 6										
Invert 7										
Invert 8										

**RIGHT-SIDE UP VIEW (int. dimensions)**



**INSIDE WALL DIMENSIONS**



Coating (Int): Coating (Ext):	Seam Up: Flat Seam Dn: Groove	Wall Thickness: 8" Floor Height: 0"	Height (Int): 84" Height (Ext): 84"	Weight (Net): 14677 lb Volume (Net): 3.75cu.yd
----------------------------------	----------------------------------	--	--	---