

Job Name: 25-3308 Lexmark Setzer
Job Location: Lexington, Ky
Contractor: Lagco Inc.

PC: C.Goff
 TECH: C.Russ
 Plant: Beaver Dam



Structure ID: MH-AA2

Spec: Storm
 Type: STM.MH (Recessed pipe)
 Size: 60"

Rim: 953.5'
 Invert: 939.25'
 Rim to Invert: 14.25'

Sump: 3.5"
 Floor (Top): 938.958'
 Floor Height: 8"

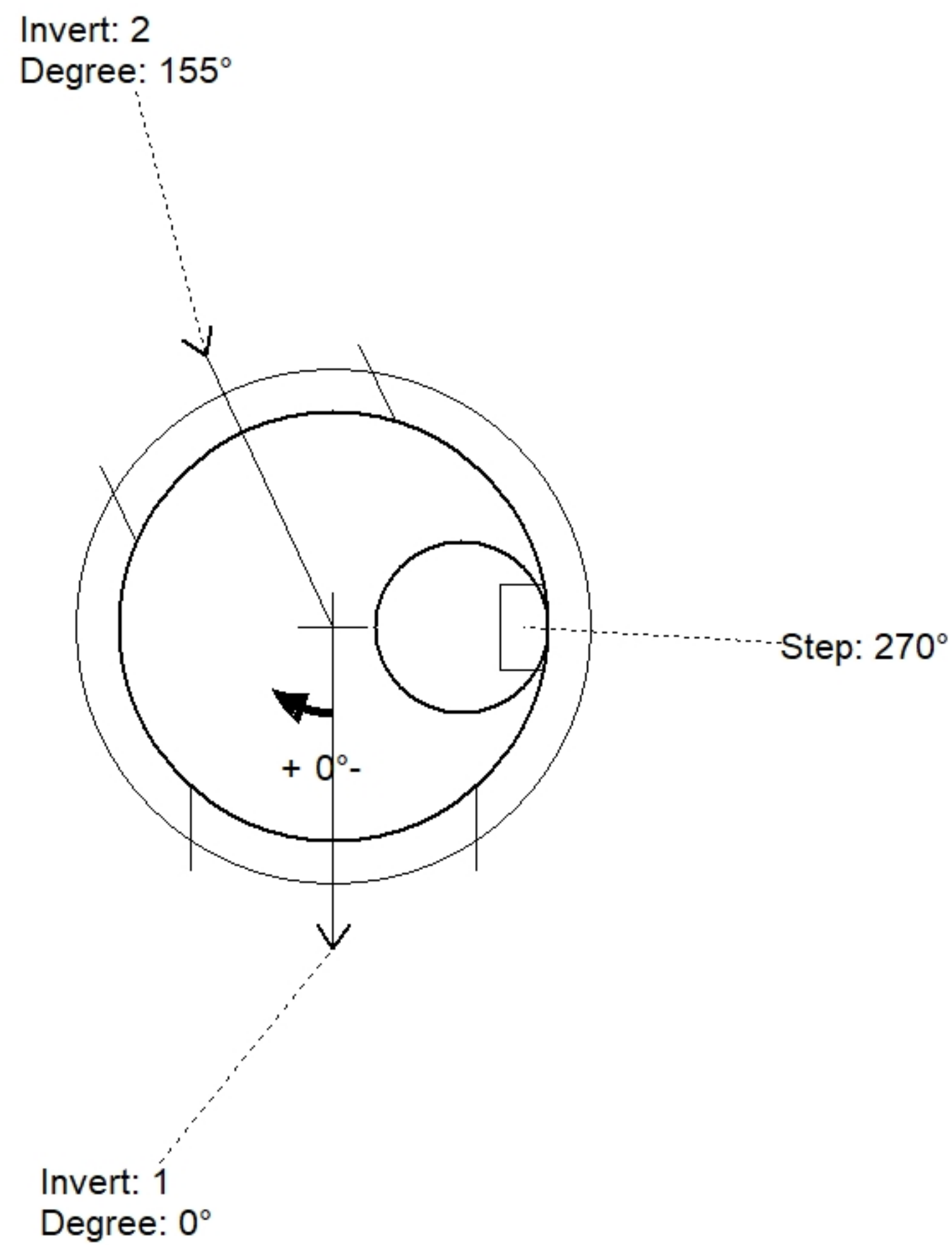
Floor (Bot): 938.292'
 Overall Height: 15.167'
 Slack: 0.5"

Structure Notes:

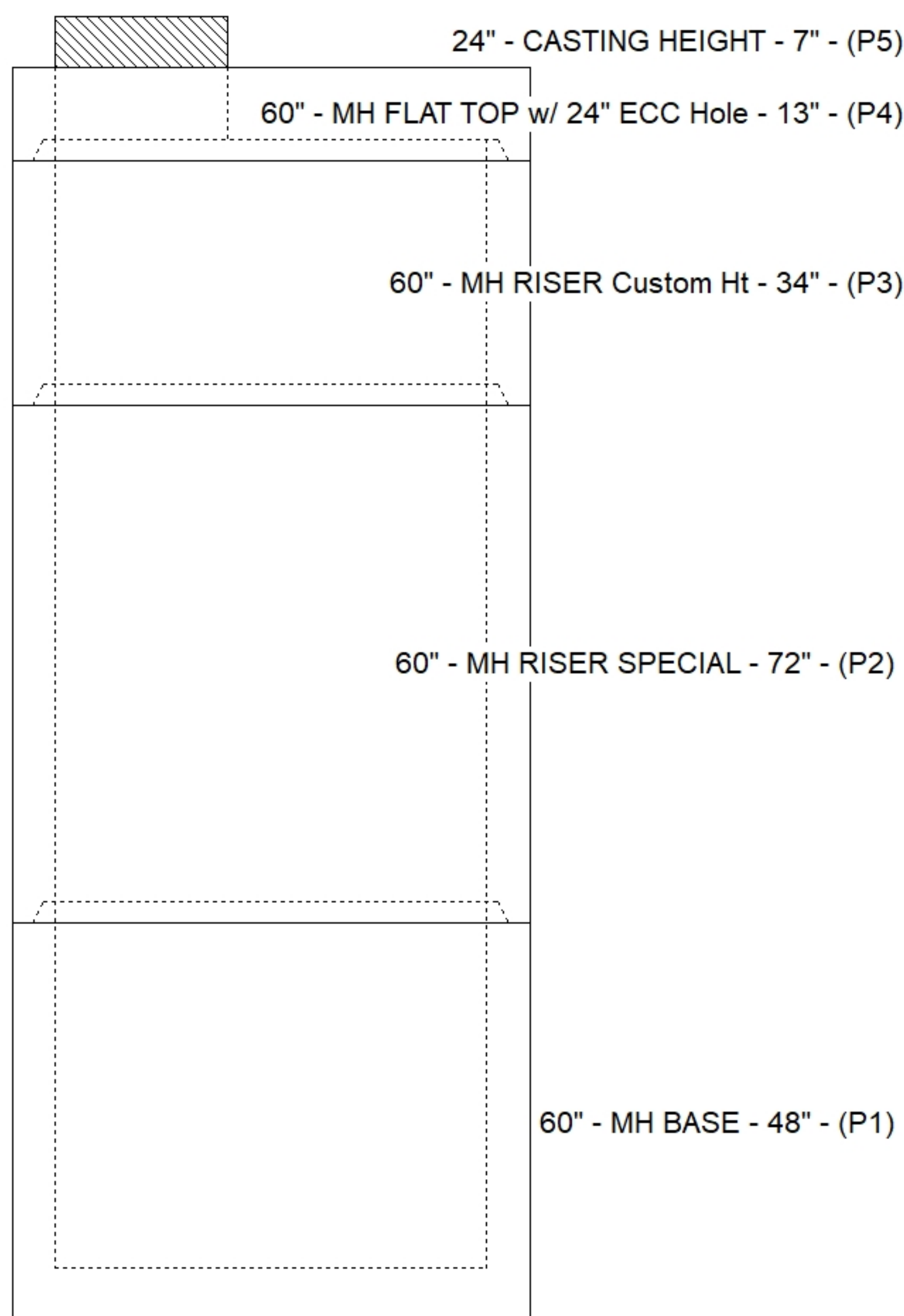
1. PER ASTM C478 SPECIFICATIONS.
2. CONCRETE = 4,000 PSI AT 28 DAYS.
3. HOE MC-350 "STORM" BY ICAST
4. REINFORCING PER ASTM A615 (GRADE 60).
 - TOP SLAB (As .62) #5 BARS AT 6" C.C.E.W..
 - RISER/WALLS (As .18)
 - FLOOR (As .37) #5 BARS AT 10" C.C.E.W.

STRUCTURE SUMMARY:

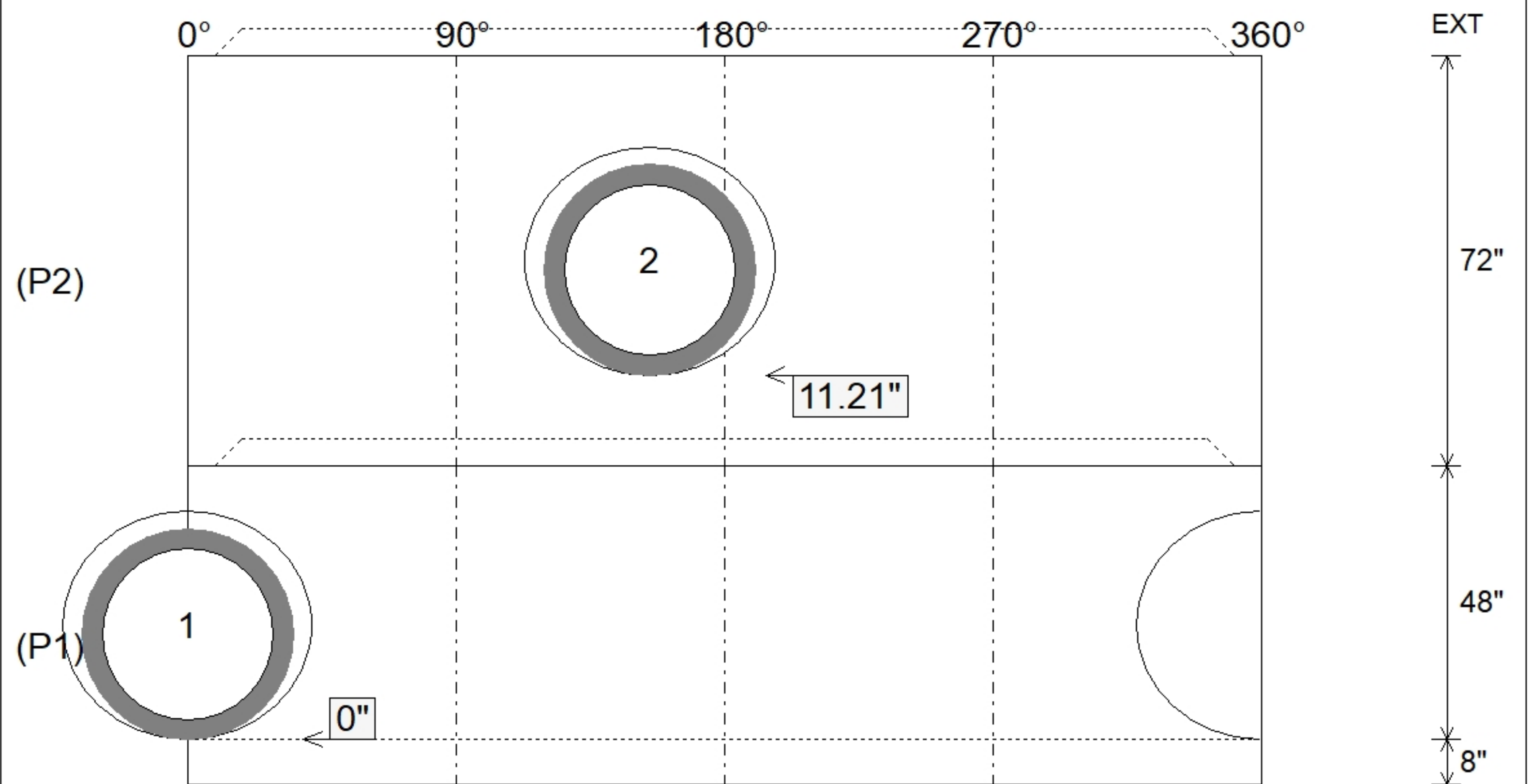
P5) 24" - CASTING HEIGHT - 7"	0 lb
P4) 60" - MH FLAT TOP w/ 24" ECC Hole - 13"	2869 lb
P3) 60" - MH RISER Custom Ht - 34"	3549 lb
P2) 60" - MH RISER SPECIAL - 72"	6835 lb
P1) 60" - MH BASE - 48"	7062 lb
1) CASTING - HOE MC-350 F/C Storm	305 lb
3) 60" - Conseal CS-102 1.00"	0 lb
2) Hole - 40	0 lb
10) MH Step ML-10-TDS-NCR - 10"	0 lb
Structure Total:	20620 lb



Position	Elev	Angle	Pipe	Pipe OD	Hole	Connector	Up (")	Ref
Rim	953.5'							
Reducer								
Invert 1	939.25'	0°	30" RCP B WALL	37"	40"	Hole 40	0"	P1
Invert 2	944.58'	155°	30" RCP B WALL	37"	40"	Hole 40	11.21"	P2
Invert 3								
Invert 4								
Invert 5								
Invert 6								
Invert 7								
Invert 8								



Default - Interior Dimensions



Submittal Drawing
 10/28/2025 9:04:52 AM

SUBMITTAL
 APPROVED BY: