

Job Name: 25-3308 Lexmark Setzer
 Job Location: Lexington, Ky
 Contractor: Lagco Inc.

Plant: Beaver Dam
 10/1/2025 11:34:38 AM

Tech: C.Russ
 PC: C.Goff



Structure ID: MH-AA1

P1 BX7272-08RS84

BOX RISER 8inW F/G

- P4) 24" - CASTING HEIGHT - 7"
- P3) 24" - GRADE RING F/F - 6"
- P2) 72" x 72" - CB FLAT TOP 8"W w/24"Hole F/F - 8"
- P1) 72" x 72" - BOX RISER 8inW F/G - 84"
- 2) DOGHOUSE - 48"x34"
- 1) DOGHOUSE - 40"x40"
- 8) MH Step ML-10-TDS-NCR - 10"

0 lb
 405 lb
 4895 lb
 14677 lb
 0 lb
 0 lb
 0 lb

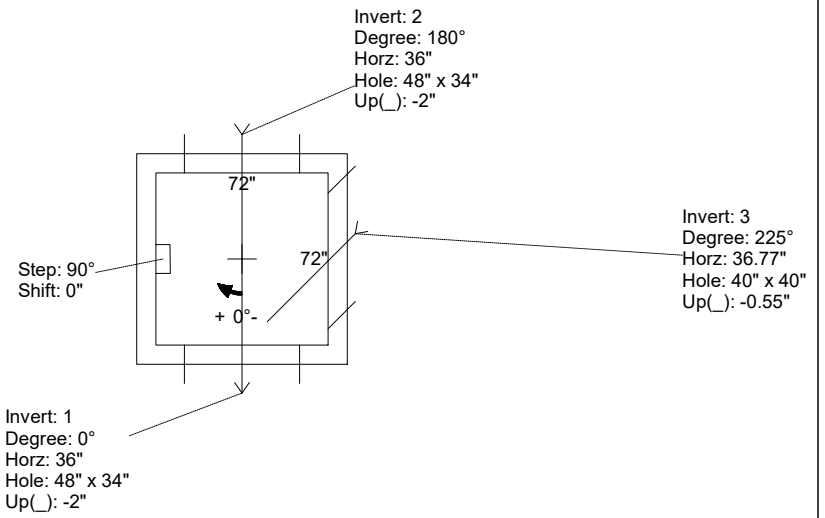
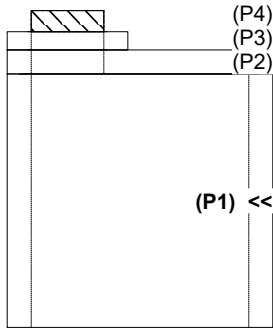
 Structure Total: 19977 lb

- Structure Notes:**
1. PER ASTM C913 SPECIFICATIONS.
 2. CONCRETE = 4,000 PSI AT 28 DAYS.
 3. HOE MC-350 F/C "STORM" BY ICAST
 4. REINFORCEMENT PER ASTM A615
 - TOP SLAB #5 BAR @ 8" C.C.E.W.
 - WALLS #5 BAR @ 8" C.C.E.W.

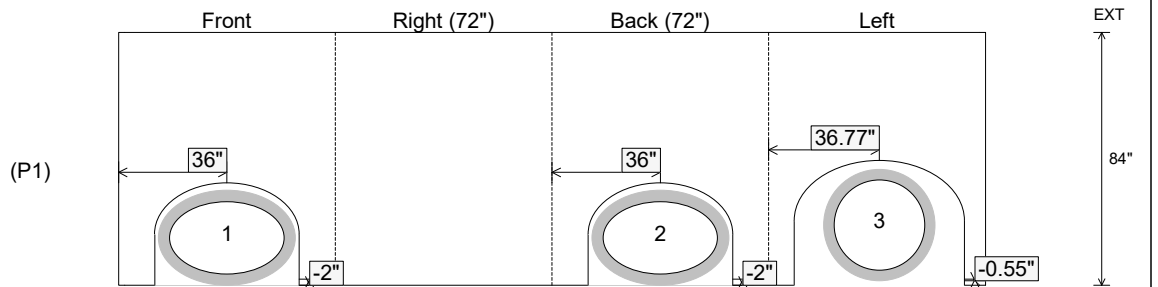
Rim: 946' Rim to Invert: 8.5' Slack: 0.75" Sump: 0" Step Position: 90°

Position	Elev	Angle	Ext. (cw)	Pipe	Pipe OD	Connector	Hole	Horz Size	Up ()	Offset
Invert 1	937.5'	0°	44"	38" x 24" ELL RCP	45.5" x 31.5"	DOGHOUSE 48"x34"	48" x 34"	48"	-2"	0"
Invert 2	937.5'	180°	44"	38" x 24" ELL RCP	45.5" x 31.5"	DOGHOUSE 48"x34"	48" x 34"	48"	-2"	0"
Invert 3	937.6'	225°	36.77"	30" RCP B WALL	37"	DOGHOUSE 40"x40"	40" x 40"	56.569"	-0.55"	26"
Invert 4										
Invert 5										
Invert 6										
Invert 7										
Invert 8										

RIGHT-SIDE UP VIEW (int. dimensions)



INSIDE WALL DIMENSIONS



Coating (Int):
 Coating (Ext):

Seam Up: Flat
 Seam Dn: Flat

Wall Thickness: 8"
 Floor Height: 0"

Height (Int): 84"
 Height (Ext): 84"

Weight (Net): 14677 lb
 Volume (Net): 3.75cu.yd