

Job Name: 25-3304 - Vuteq Warehouse Expansion
 Job Location: Georgetown, KY
 Contractor: Brown General Contractors

Plant: 100

3/19/2026 11:42:09 AM

Tech: Jared - A

PC: Erica Bradley



Structure ID: ST-7

P3 MH048RS66

MH RISER T/G

- P5) 24" - CASTING HEIGHT - 7"
- P4) 48" - ECC CONE w/ 24" HOLE F/G - 42"
- P3) 48" - MH RISER T/G - 66"
- P2) 60" - MH Transition Slab 48" Hole T/G - 15"
- P1) 60" - MH BASE T/n - 72"
- 1) CASTING - HOE MC-315 F/C Storm
- 1) 60" - Conseal CS-102 1.00"
- 2) 48" - Conseal CS-102 1.00"
- 2) Hole - 40
- 16) MH Step ML-10-TDS-NCR - 10"

0 lb
 3200 lb
 4611 lb
 2204 lb
 8886 lb
 258 lb
 0 lb
 0 lb
 0 lb
 0 lb

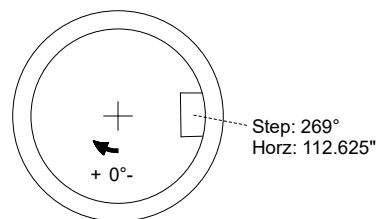
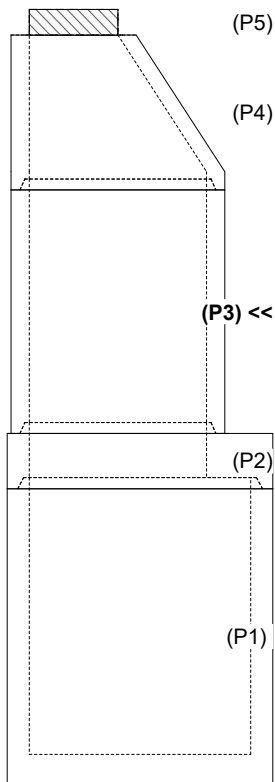
 Structure Total: 19159 lb

- Structure Notes:
1. PER ASTM C-478 SPECIFICATIONS
 2. CONCRETE: 4,000 PSI AT 28 DAYS
 3. REINFORCEMENT: PER ASTM A615
 4. STEPS AT 269 DEGREES
 5. HOE MC-315 FRAME & COVER "STORM" SUPPLIED BY ICAST

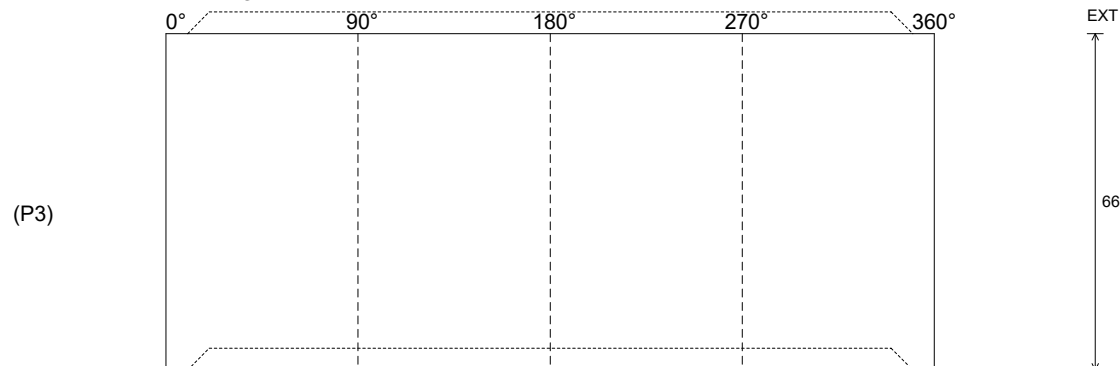
Rim: 923.05' Rim to Invert: 16.79' Slack: 2.98" Sump: 3.5" Step Position: 269°

Position	Elev	Angle	Ext. (cw)	Pipe	Pipe OD	Connector	Hole	Horz Size	Up ()	Offset
Invert 1										
Invert 2										
Invert 3										
Invert 4										
Invert 5										
Invert 6										
Invert 7										
Invert 8										

RIGHT-SIDE UP VIEW (int. dimensions)



INSIDE WALL DIMENSIONS



Coating (Int):
 Coating (Ext):

Seam Up: Tongue
 Seam Dn: Groove

Wall Thickness: 5"
 Floor Height: 0"

Height (Int): 66"
 Height (Ext): 66"

Weight (Net): 4611 lb
 Volume (Net): 1.18cu.yd