

Job Name: 25-3304 - Vuteq Warehouse Expansion	Plant: 100	Tech: Jared - A	
Job Location: Georgetown, KY Contractor: Brown General Contractors	3/19/2026 11:40:37 AM	PC: Erica Bradley	

Structure ID: ST-21

P1 BX3636-08BAVF

BOX BASE 8inW, 8inF, Variable Ht F/n

- P2) 36" x 36" - CASTING HEIGHT - 3"
- P1) 36" x 36" - BOX BASE 8inW, 8inF, Variable Ht F/n - 32"
- 1) CASTING - HOE 595 F/G
- 1) 36" x 36" - Conseal CS-102 1.00"
- 2) Hole - 20

0 lb
 5174 lb
 376 lb
 0 lb
 0 lb

 Structure Total: 5550 lb

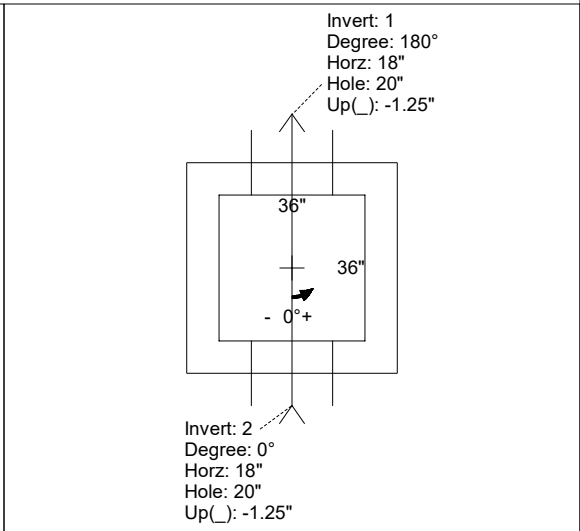

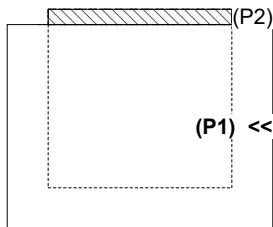
- Structure Notes:
1. PER ASTM C-913 SPECIFICATIONS
 2. CONCRETE: 4,000 PSI AT 28 DAYS
 3. REINFORCEMENT: #5 BAR @ 12" C.C. E.W. (GRADE 60) - 2" MIN. REBAR CLEARANCE (TYP)
 4. NO STORM INVERT
 5. NO STEPS
 6. HOE 595 FRAME & GRATES SUPPLIED BY ICAST

Rim: 922.72' Rim to Invert: 2.99' Slack: 0.88" Sump: 0" Step Position:

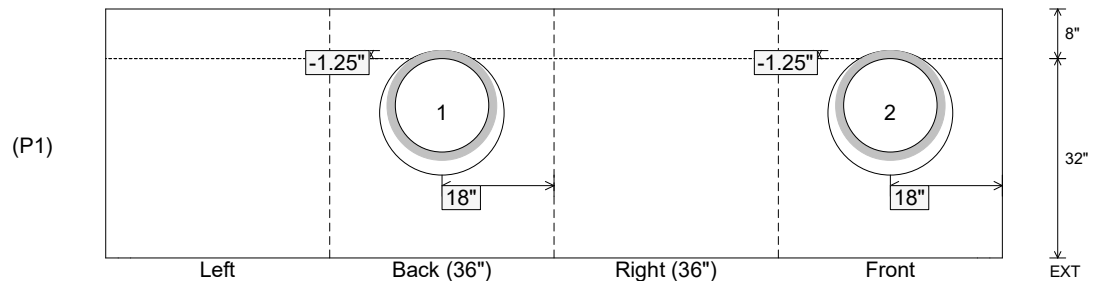
Position	Elev	Angle	Ext. (cw)	Pipe	Pipe OD	Connector	Hole	Horz Size	Up ()	Offset
Invert 1	919.73'	180°	26"	15" HDPE	17.6"	Hole 20	20"	20"	-1.25"	0"
Invert 2	919.73'	0°	26"	15" HDPE	17.6"	Hole 20	20"	20"	-1.25"	0"
Invert 3										
Invert 4										
Invert 5										
Invert 6										
Invert 7										
Invert 8										

RIGHT-SIDE UP VIEW (int. dimensions)

UPSIDE-DOWN VIEW (int. dimensions)



INSIDE WALL DIMENSIONS



Coating (Int): Coating (Ext):	Seam Up: Flat Seam Dn: n/a	Wall Thickness: 8" Floor Height: 8"	Height (Int): 32" Height (Ext): 40"	Weight (Net): 5174 lb Volume (Net): 1.32cu.yd
----------------------------------	-------------------------------	--	--	--