

Job Name: 25-3304 - Vuteq Warehouse Expansion	Plant: 100	Tech: Jared - A	
Job Location: Georgetown, KY Contractor: Brown General Contractors	3/19/2026 11:42:06 AM	PC: Erica Bradley	

**Structure ID: ST-14**

**P2 MH060RS60**

**MH RISER T/G**

P4) 24" - CASTING HEIGHT - 7"	0 lb
P3) 60" - MH FLAT TOP w/ 24" ECC Hole F/G - 13"	2869 lb
P2) 60" - MH RISER T/G - 60"	6264 lb
P1) 60" - MH BASE Custom Ht T/n - 37"	5520 lb
1) SECONDARY POUR - Weir Wall	388 lb
1) CASTING - HOE MC-315 F/C Storm	258 lb
2) 60" - Conseal CS-102 1.00"	0 lb
1) Hole - 32	0 lb
2) Hole - 18	0 lb
1) Hole - 30	0 lb
8) MH Step ML-10-TDS-NCR - 10"	0 lb
<b>Structure Total:</b>	<b>15299 lb</b>

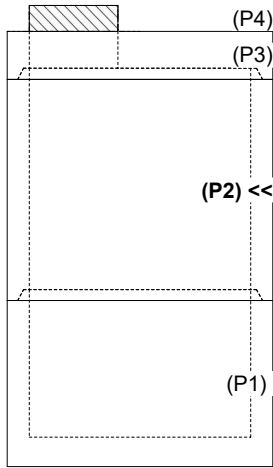
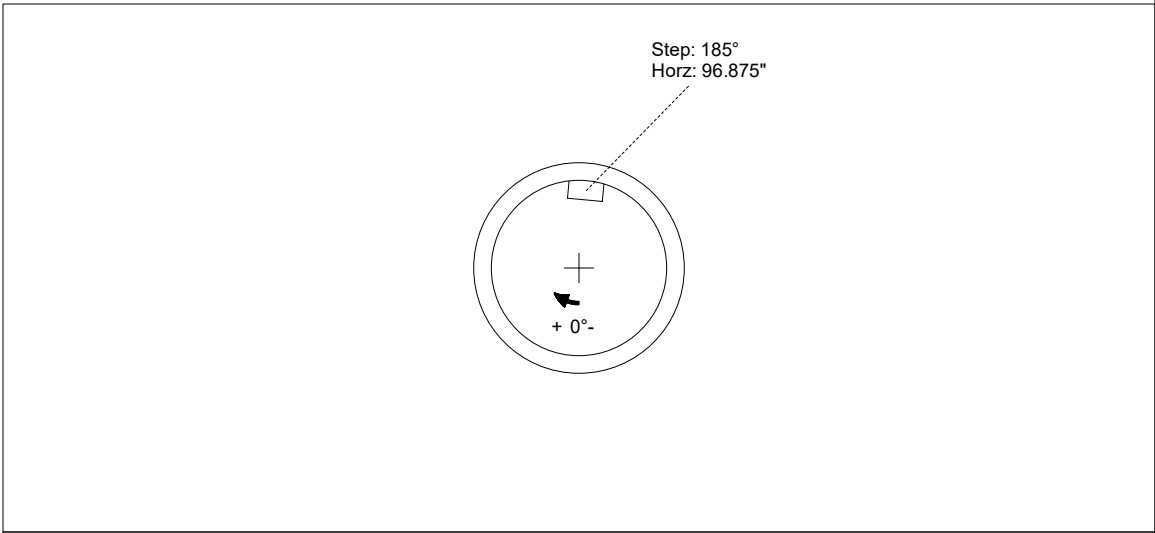
**Structure Notes:**

- PER ASTM C-478 SPECIFICATIONS
- CONCRETE: 4,000 PSI AT 28 DAYS
- REINFORCEMENT: PER ASTM A615
- STEPS AT 185 DEGREES
- HOE MC-315 FRAME & COVER "STORM" SUPPLIED BY ICAST

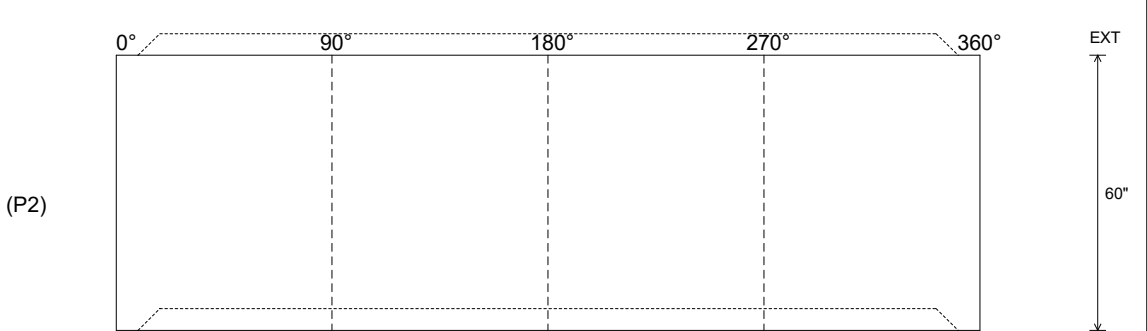
Rim: 923.81' Rim to Invert: 9.83' Slack: 0.96" Sump: 0" Step Position: 185°

Position	Elev	Angle	Ext. (cw)	Pipe	Pipe OD	Connector	Hole	Horz Size	Up ( )	Offset
Invert 1										
Invert 2										
Invert 3										
Invert 4										
Invert 5										
Invert 6										
Invert 7										
Invert 8										

**RIGHT-SIDE UP VIEW (int. dimensions)**



**INSIDE WALL DIMENSIONS**



Coating (Int): Coating (Ext):	Seam Up: Tongue Seam Dn: Groove	Wall Thickness: 6" Floor Height: 0"	Height (Int): 60" Height (Ext): 60"	Weight (Net): 6264 lb Volume (Net): 1.6cu.yd
----------------------------------	------------------------------------	--	--	---