

Job Name: 25-3304 - Vuteq Warehouse Expansion
 Job Location: Georgetown, KY
 Contractor: Brown General Contractors

Plant: 100

3/19/2026 11:42:13 AM

Tech: Jared - A

PC: Erica Bradley



Structure ID: ST-13

P3 MH048RS48S

MH RISER SPECIAL F/G

- P5) 24" - CASTING HEIGHT - 7"
- P4) 48" - MH FLAT TOP w/ 24" ECC Hole F/F - 7"
- P3) 48" - MH RISER SPECIAL F/G - 48"
- P2) 48" - MH RISER T/G - 72"
- P1) 48" - MH BASE T/n - 60"
- 1) CASTING - HOE MC-315 F/C Storm
- 3) 48" - Conseal CS-102 1.00"
- 1) Hole - 34
- 1) Hole - 30
- 15) MH Step ML-10-TDS-NCR - 10"

0 lb
 1286 lb
 3037 lb
 5030 lb
 5107 lb
 258 lb
 0 lb
 0 lb
 0 lb
 0 lb

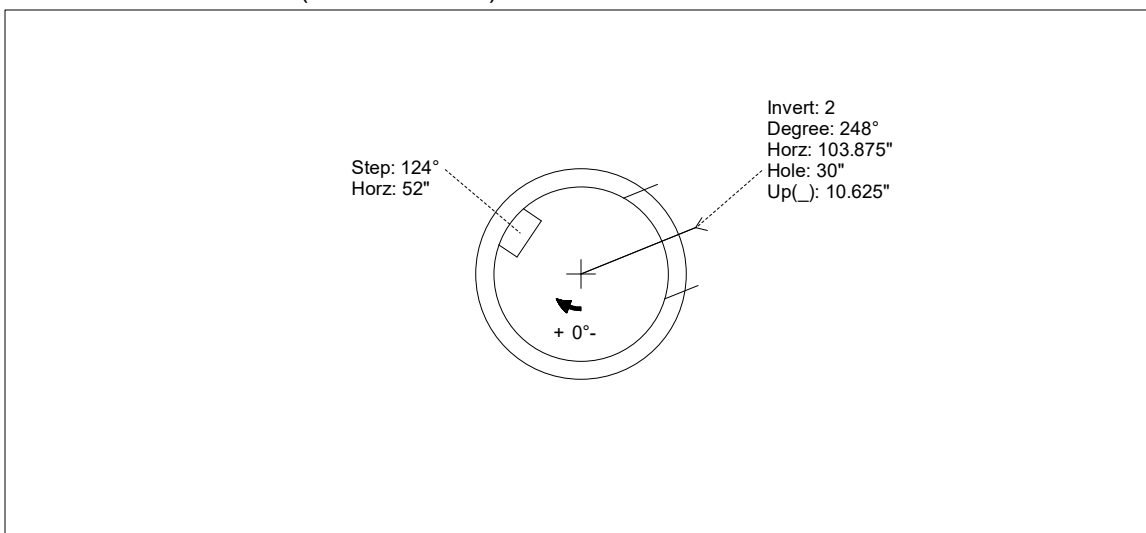
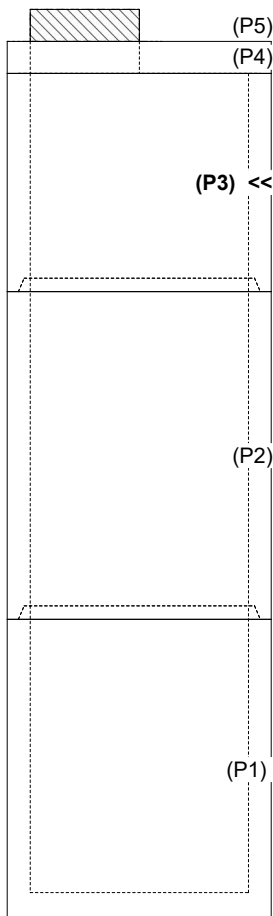
 Structure Total: 14718 lb

- Structure Notes:**
1. PER ASTM C-478 SPECIFICATIONS
 2. CONCRETE: 4,000 PSI AT 28 DAYS
 3. REINFORCEMENT: PER ASTM A615
 4. STEPS AT 124 DEGREES
 5. HOE MC-315 FRAME & COVER "STORM" SUPPLIED BY ICAST

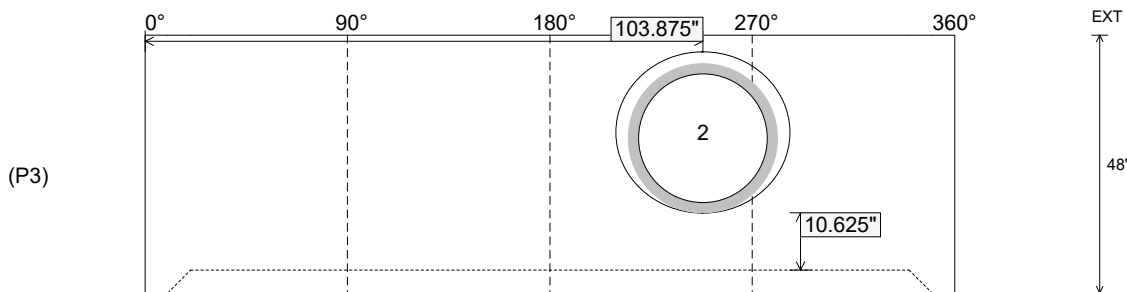
Rim: 917.42' Rim to Invert: 15.94' Slack: 0.28" Sump: 3" Step Position: 124°

Position	Elev	Angle	Ext. (cw)	Pipe	Pipe OD	Connector	Hole	Horz Size	Up ()	Offset
Invert 1										
Invert 2	913.63'	248°	125.5"	24" HDPE	27.8"	Hole 30	30"	32.406"	10.625"	0"
Invert 3										
Invert 4										
Invert 5										
Invert 6										
Invert 7										
Invert 8										

RIGHT-SIDE UP VIEW (int. dimensions)



INSIDE WALL DIMENSIONS



Coating (Int):
 Coating (Ext):

Seam Up: Flat
 Seam Dn: Groove

Wall Thickness: 5"
 Floor Height: 0"

Height (Int): 48"
 Height (Ext): 48"

Weight (Net): 3037 lb
 Volume (Net): 0.78cu.yd