

Job Name: 25-3303 INDOT B44119-A ORX-Sect. 3 - Vanderbugh Co.
 Job Location: Evansville, IN
 Contractor: Blankenberger Brothers, Inc.

Plant: 100
 10/21/2025 7:34:00 PM

Tech: J. Horsley
 PC: A. Chambers



Structure ID: 110 (4242+59)

P3 MH048RS24

MH RISER T/G

- P5) 24" - CASTING HEIGHT - 7"
- P4) 48" - ECC CONE w/ 24" HOLE F/G - 30"
- P3) 48" - MH RISER T/G - 24"
- P2) 60" - MH Transition Slab 48" Hole T/G - 13"
- P1) 60" - MH BASE T/n - 72"
- 1) CASTING - EJ 1925 F/C
- 1) 60" - SGL 1"x14.5' Butyl (2x)
- 2) 48" - SGL 1"x14.5' Butyl (2x)
- 2) Hole - 22
- 2) Hole - 10
- 11) MH Step ML-10-TDS-NCR - 10"

0 lb
 2050 lb
 1677 lb
 1928 lb
 9780 lb
 250 lb
 0 lb
 0 lb
 0 lb
 0 lb
 0 lb

 Structure Total: 15684 lb

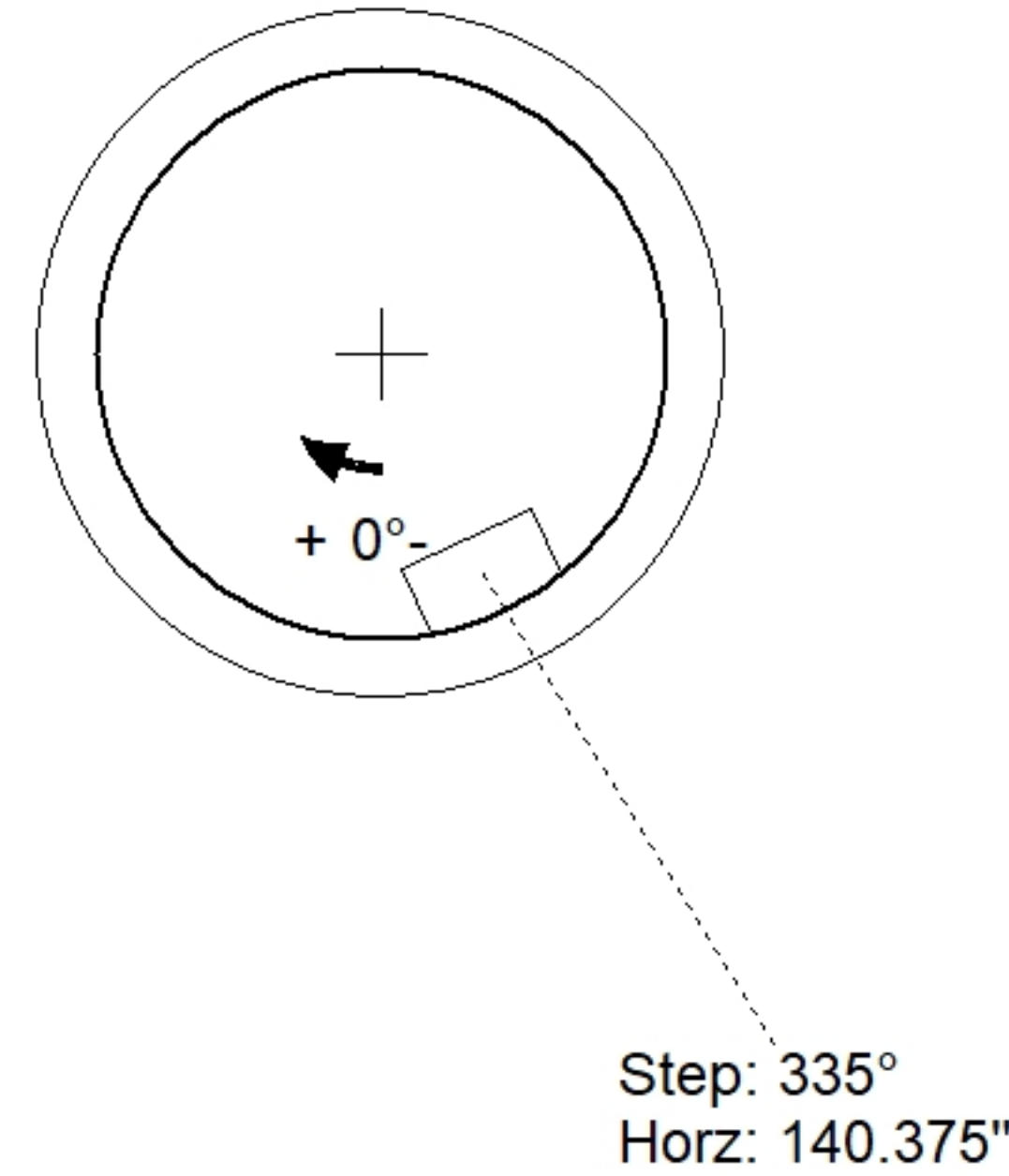
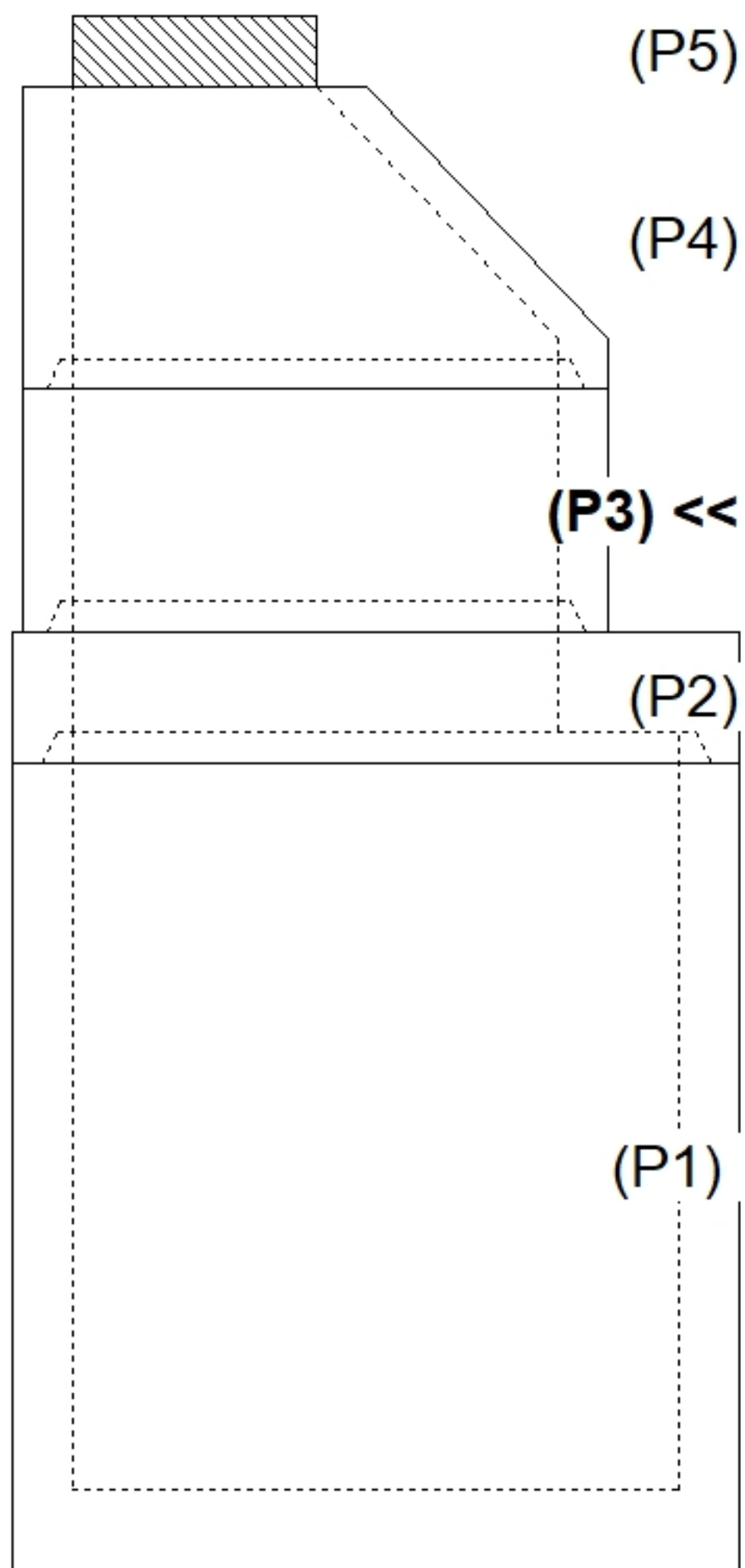
Structure Notes:
 INDOT STATE PROJECT
 1. INDOT MH TYPE C / ASTM C478 SPEC'S.
 2. CONCRETE = 4,000 PSI AT 28 DAYS.
 3. NO INVERT CHANNEL.
 4. CASTING BY ICAST (INDOTY TY.4/ EJ 1925 F/C)

REINFORCING PER ASTM A615 (GRADE 60).
 - CONE (As .12)
 - RISER/WALLS (As .12)
 - FLOOR (As .62) #5 BARS AT 6" C.C.E.W.

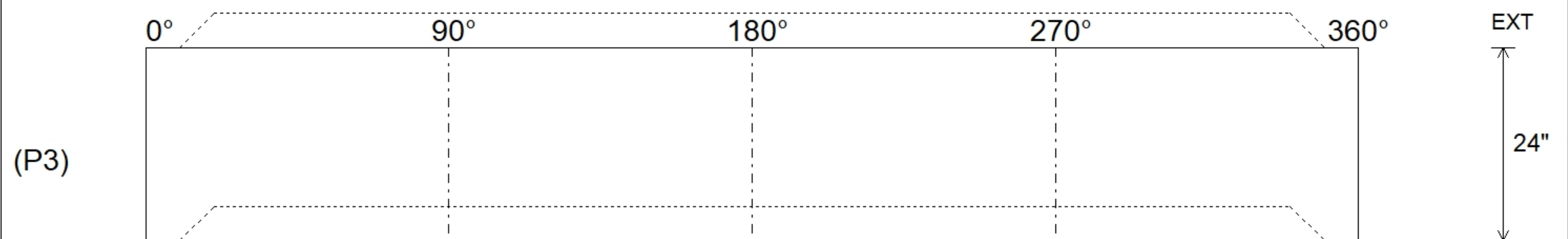
Rim: 387.98' Rim to Invert: 12.29' Slack: 1.48" Sump: 0" Step Position: 335°

Position	Elev	Angle	Ext. (cw)	Pipe	Pipe OD	Connector	Hole	Horz Size	Up ()	Offset
Invert 1										
Invert 2										
Invert 3										
Invert 4										
Invert 5										
Invert 6										
Invert 7										
Invert 8										

RIGHT-SIDE UP VIEW (int. dimensions)



INSIDE WALL DIMENSIONS



Coating (Int):
 Coating (Ext):

Seam Up: Tongue
 Seam Dn: Groove

Wall Thickness: 5"
 Floor Height: 0"

Height (Int): 24"
 Height (Ext): 24"

Weight (Net): 1677 lb
 Volume (Net): 0.43cu.yd