

Job Name: 25-3303 INDOT B44119-A ORX-Sect. 3 - Vanderburgh Co.
 Job Location: Evansville, IN
 Contractor: Blankenberger Brothers, Inc.

Plant: 100
 10/21/2025 7:33:59 PM

Tech: J. Horsley
 PC: A. Chambers



Structure ID: 105 (108+80)

P3 MH108RS96

MH RISER T/G

P7) 24" - CASTING HEIGHT - 7"	0 lb
P6) 24" - GRADE RING F/F - 4"	270 lb
P5) 108" - MH FLAT TOP w/24" ECC Hole F/G - 17"	10472 lb
P4) 108" - MH RISER T/G - 66"	20531 lb
P3) 108" - MH RISER T/G - 96"	29863 lb
P2) 108" - MH RISER T/G - 96"	29863 lb
P1) 108" - MH BASE T/n - 96"	33685 lb
1) CASTING - EJ 1925 F/C	250 lb
4) 108" - Conseal CS-102 1.00"	0 lb
2) Hole - 75	0 lb
1) Hole - 40	0 lb
30) MH Step ML-10-TDS-NCR - 10"	0 lb
Structure Total:	124932 lb

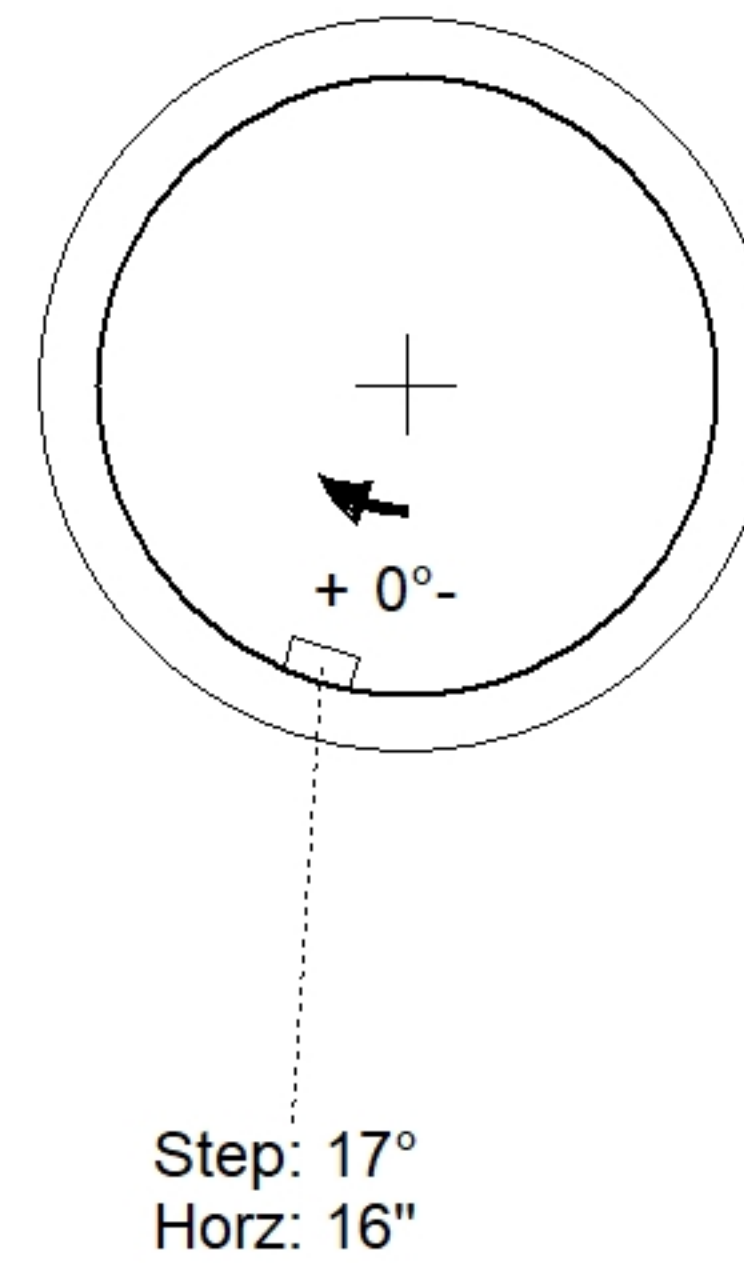
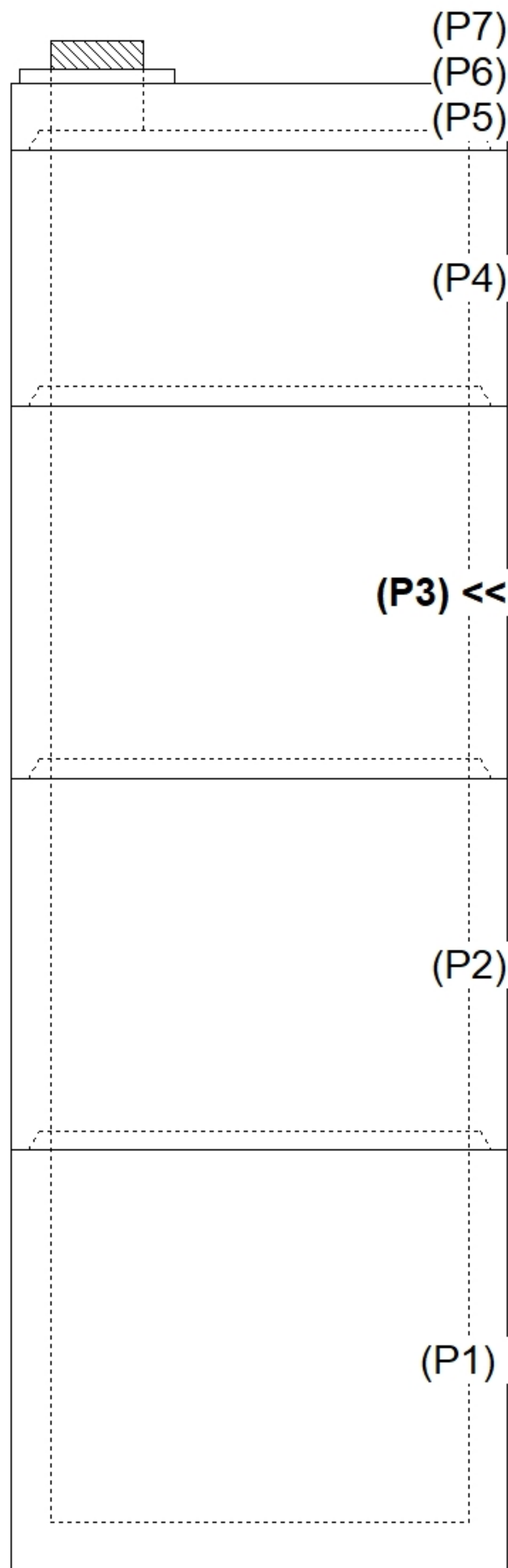
Structure Notes:
 INDOT STATE PROJECT
 1. INDOT MH TYPE M / ASTM C478 SPEC'S.
 2. CONCRETE = 4,000 PSI AT 28 DAYS.
 3. NO INVERT CHANNEL.
 4. CASTING BY ICAST (INDOT TY.4 / EJ 1925 F/C).

 REINFORCING PER ASTM A615 (GRADE 60).
 - TOP SLAB = H20 LOADING.
 - RISER/WALLS (As .30)
 - FLOOR (As .47) #5 BARS AT 8" C.C.E.W.

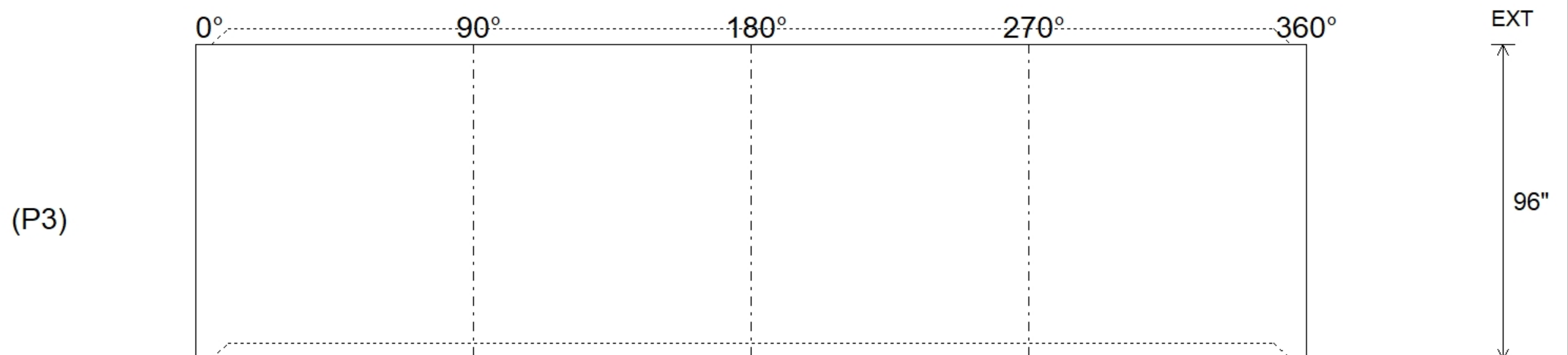
Rim: 391.5' Rim to Invert: 31.48' Slack: 1.76" Sump: 6" Step Position: 17°

Position	Elev	Angle	Ext. (cw)	Pipe	Pipe OD	Connector	Hole	Horz Size	Up (L)	Offset
Invert 1										
Invert 2										
Invert 3										
Invert 4										
Invert 5										
Invert 6										
Invert 7										
Invert 8										

RIGHT-SIDE UP VIEW (int. dimensions)



INSIDE WALL DIMENSIONS



Coating (Int):	Seam Up: Tongue	Wall Thickness: 10"	Height (Int): 96"	Weight (Net): 29863 lb
Coating (Ext):	Seam Dn: Groove	Floor Height: 0"	Height (Ext): 96"	Volume (Net): 7.63cu.yd