

**Job Name: 25-3295 - Jimmy Johns**  
**Job Location: Georgetown, KY**  
**Contractor: Kauffeld Brothers Construction**

PC: C. Goff  
 TECH: J. Horsley - F  
 Plant: 100



Structure ID: **DB6**  
 Spec: KYTC  
 Type: DBI TYPE 11 private  
 Size: 24" x 30"

Rim: 855'  
 Invert: 852'  
 Rim to Invert: 3'

Sump: 0"  
 Floor (Top): 852'  
 Floor Height: 8"

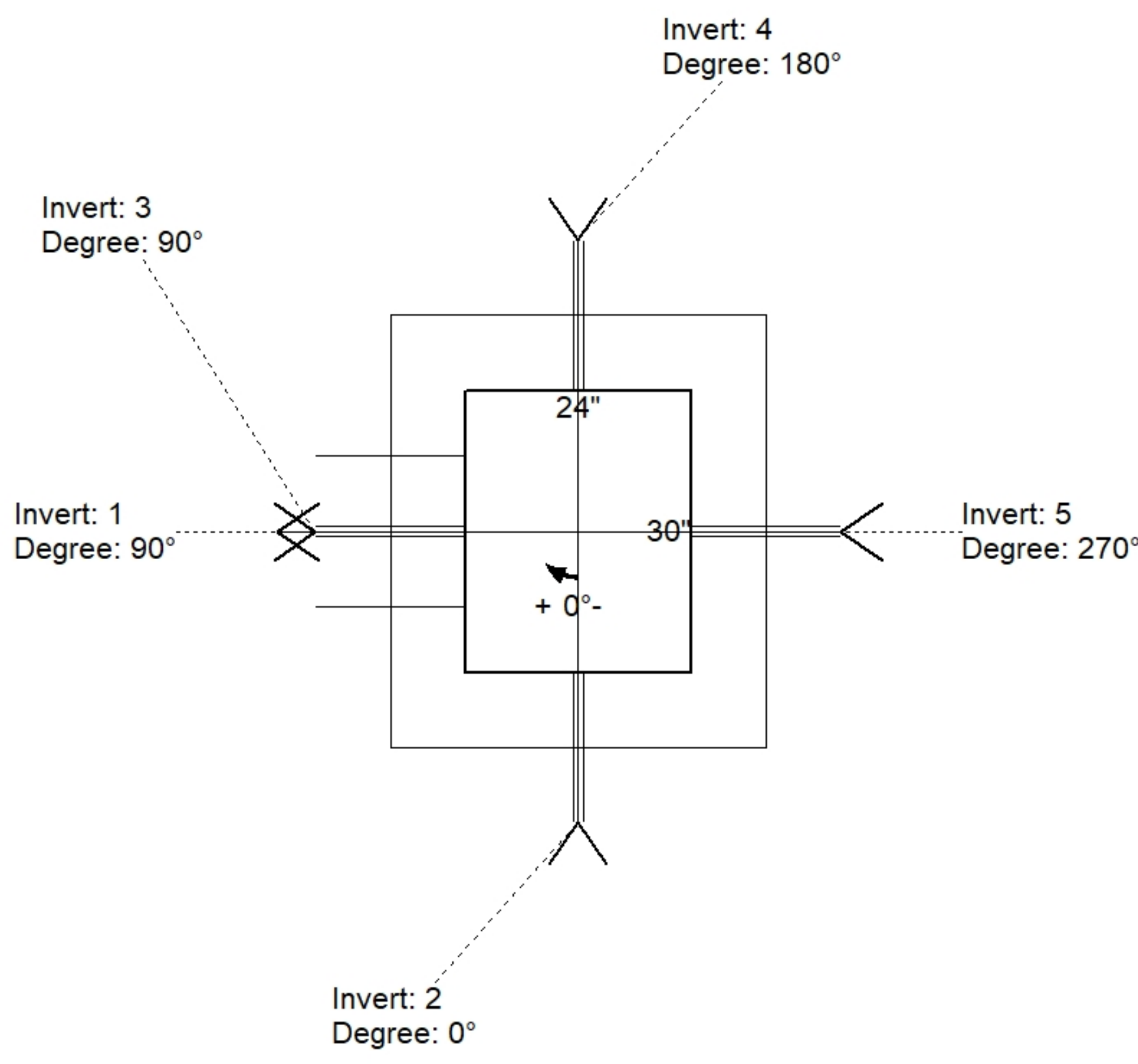
Floor (Bot): 851.333'  
 Overall Height: 3.646'  
 Slack: 0.25"

**Structure Notes:**  
**\*\*KYTC STATE PROJECT\*\***  
 1. KYTC DBI TYPE 11 / ASTM C-913 SPEC'S.  
 2. CONCRETE = 4,000 PSI AT 28 DAYS.  
 3. NO STEPS AND NO INVERT CHANNEL.  
 4. CASTING BY ICAST (HOE KY-460-11 F/G (DBI 11)).

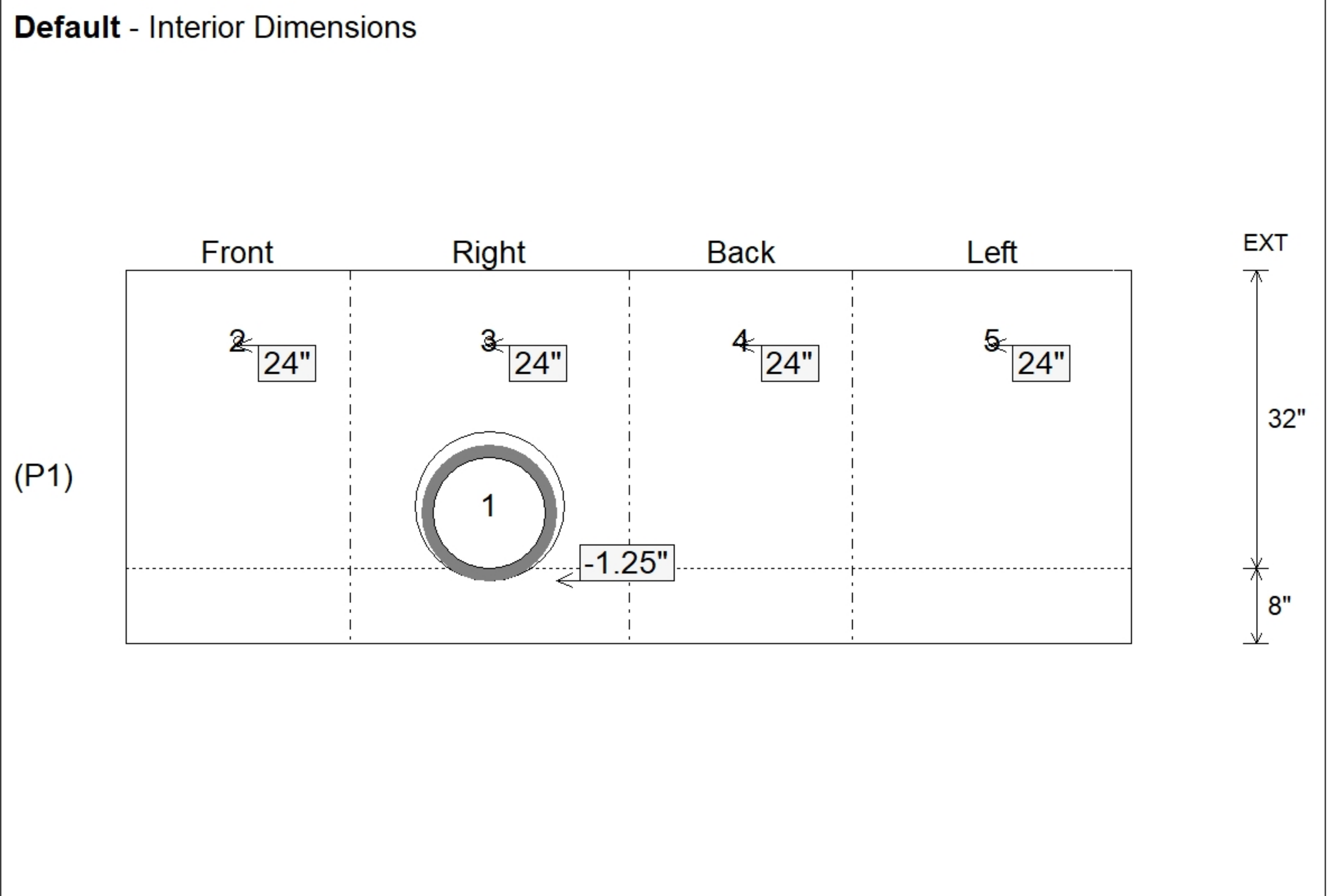
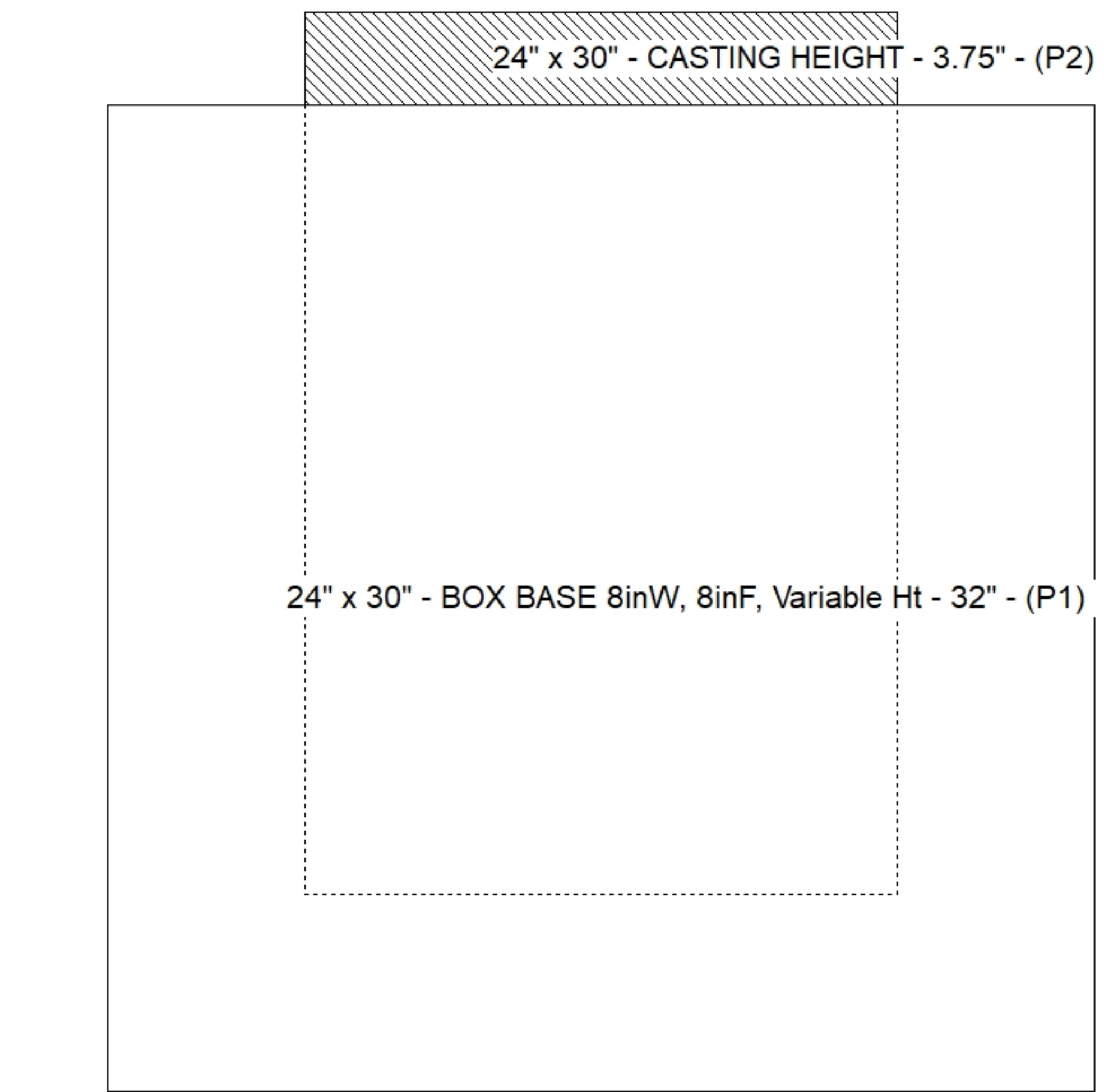
REINFORCING PER ASTM A615 (GRADE 60).  
 - WALLS (As .31) #5 BARS AT 12" C.C.E.W..  
 - FLOOR (As .31) #5 BARS AT 12" C.C.E.W.

**STRUCTURE SUMMARY:**

P2) 24" x 30" - CASTING HEIGHT - 3.75"	0 lb
P1) 24" x 30" - BOX BASE 8inW, 8inF, Variable Ht - 32"	4106 lb
1) CASTING - HOE KY-460-11 F/G (DBI 11)	421 lb
1) 24" x 30" - Conseal CS-102 1.00"	0 lb
1) Hole - 16	0 lb
4) Hole - 1	0 lb
<b>Structure Total:</b>	<b>4527 lb</b>



Position	Elev	Angle	Pipe	Pipe OD	Hole	Connector	Up (")	Ref
Rim	855'							
Reducer								
Invert 1	852'	90°	12" HDPE	14.5"	16"	Hole 16	-1.25"	P1
Invert 2	854'	0°	1" WEEP HOLE	1"	1"	Hole 1	24"	P1
Invert 3	854'	90°	1" WEEP HOLE	1"	1"	Hole 1	24"	P1
Invert 4	854'	180°	1" WEEP HOLE	1"	1"	Hole 1	24"	P1
Invert 5	854'	270°	1" WEEP HOLE	1"	1"	Hole 1	24"	P1
Invert 6								
Invert 7								
Invert 8								



Submittal Drawing  
 4/10/2026 11:26:17 AM

SUBMITTAL  
 APPROVED BY: