

Job Name: 25-3295 - Jimmy Johns
Job Location: Georgetown, KY
Contractor: Kauffeld Brothers Construction

PC: C. Goff
 TECH: J. Horsley - F
 Plant: 100



Structure ID: **DB5**
 Spec: KYTC
 Type: DBI TYPE 11 private
 Size: 24" x 30"

Rim: 853.5'
 Invert: 850.5'
 Rim to Invert: 3'

Sump: 0"
 Floor (Top): 850.5'
 Floor Height: 8"

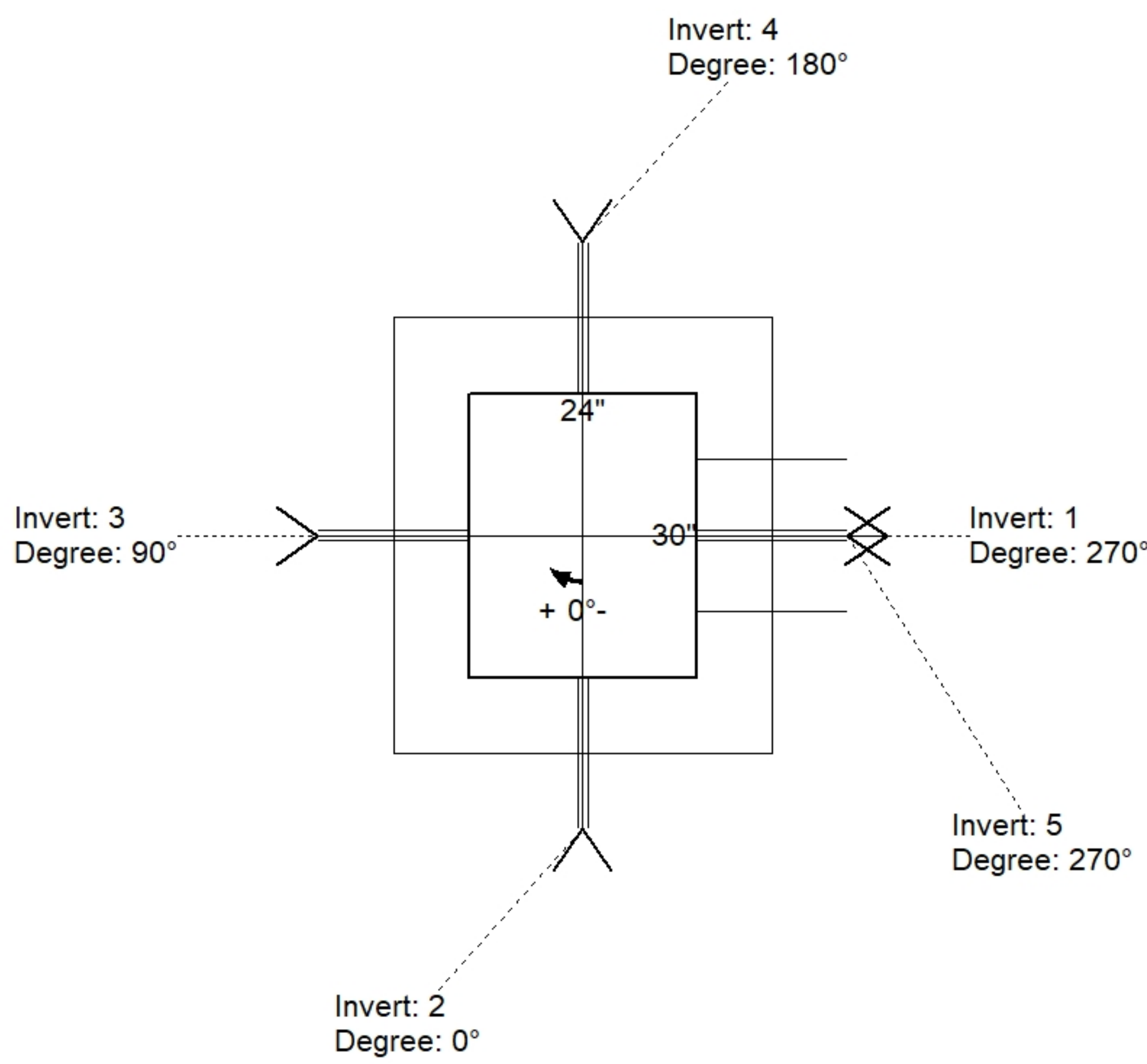
Floor (Bot): 849.833'
 Overall Height: 3.646'
 Slack: 0.25"

Structure Notes:
 KYTC STATE PROJECT
 1. KYTC DBI TYPE 11 / ASTM C-913 SPEC'S.
 2. CONCRETE = 4,000 PSI AT 28 DAYS.
 3. NO STEPS AND NO INVERT CHANNEL.
 4. CASTING BY ICAST (HOE KY-460-11 F/G (DBI 11)).

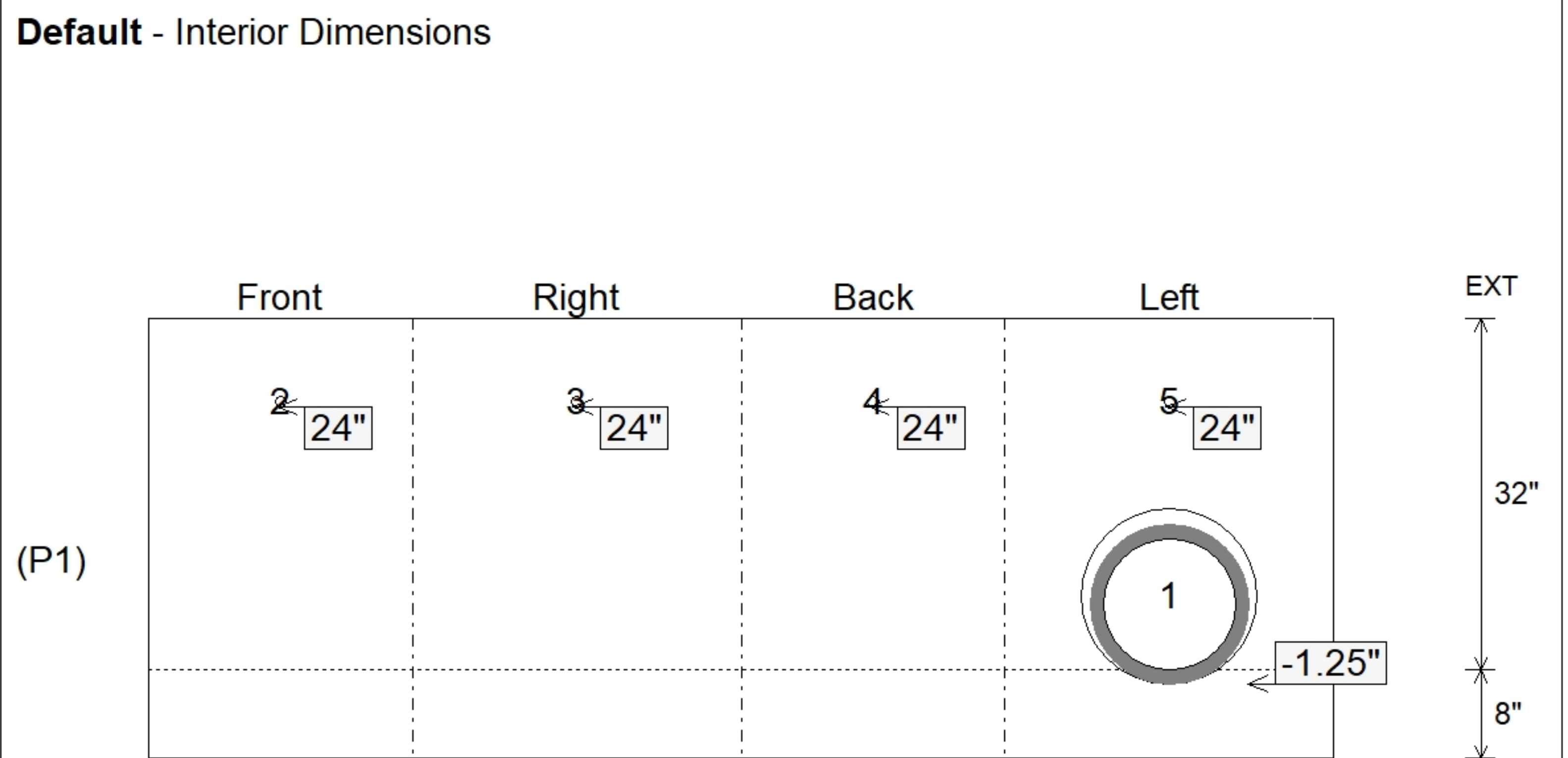
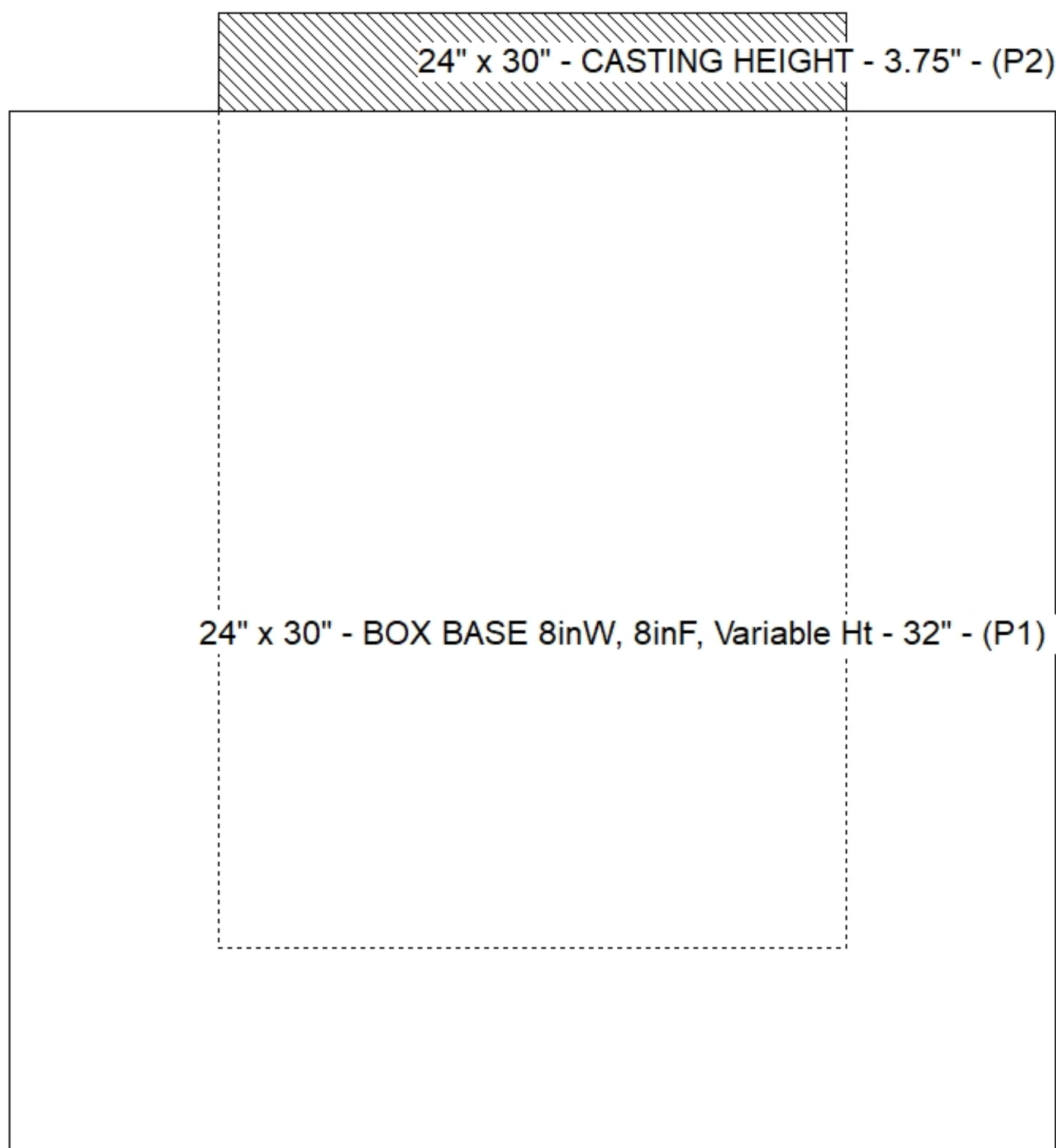
REINFORCING PER ASTM A615 (GRADE 60).
 - WALLS (As .31) #5 BARS AT 12" C.C.E.W..
 - FLOOR (As .31) #5 BARS AT 12" C.C.E.W.

STRUCTURE SUMMARY:

P2) 24" x 30" - CASTING HEIGHT - 3.75"	0 lb
P1) 24" x 30" - BOX BASE 8inW, 8inF, Variable Ht - 32"	4106 lb
1) CASTING - HOE KY-460-11 F/G (DBI 11)	421 lb
1) 24" x 30" - Conseal CS-102 1.00"	0 lb
1) Hole - 16	0 lb
4) Hole - 1	0 lb
Structure Total:	4527 lb



Position	Elev	Angle	Pipe	Pipe OD	Hole	Connector	Up (")	Ref
Rim	853.5'							
Reducer								
Invert 1	850.5'	270°	12" HDPE	14.5"	16"	Hole 16	-1.25"	P1
Invert 2	852.5'	0°	1" WEEP HOLE	1"	1"	Hole 1	24"	P1
Invert 3	852.5'	90°	1" WEEP HOLE	1"	1"	Hole 1	24"	P1
Invert 4	852.5'	180°	1" WEEP HOLE	1"	1"	Hole 1	24"	P1
Invert 5	852.5'	270°	1" WEEP HOLE	1"	1"	Hole 1	24"	P1
Invert 6								
Invert 7								
Invert 8								



Submittal Drawing
 4/10/2026 11:26:17 AM

SUBMITTAL
 APPROVED BY: