

Job Name: 25-3283 - Whitley County Detention Center  
 Job Location: Williamsburg, KY  
 Contractor: Rising Sun Development Company

Plant: 100  
 12/17/2025 7:58:10 AM

Tech: J. Horsley - F  
 PC: E. Bradley



**Structure ID: MH1**

**P1 MH048BA36**

**MH BASE T/n**

- P3) 24" - CASTING HEIGHT - 7"
- P2) 48" - MH FLAT TOP w/ 24" ECC Hole F/G - 12"
- P1) 48" - MH BASE T/n - 36"
- 1) 48" - Conseal CS-102 1.00"
- 1) Hole - 16
- 1) Hole - 14
- 1) Hole - 10

0 lb  
 1561 lb  
 3661 lb  
 0 lb  
 0 lb  
 0 lb  
 0 lb  
 -----  
 0 lb  
 Structure Total: 5222 lb

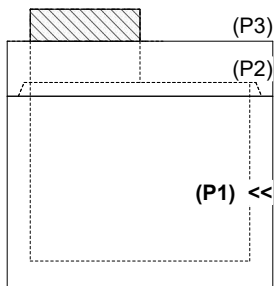
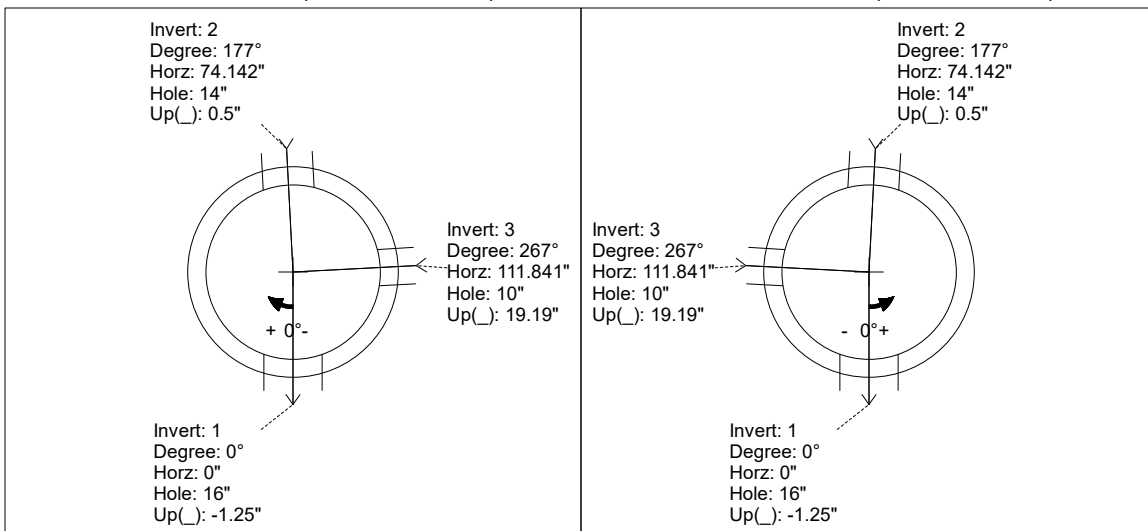
- Structure Notes:**
1. PER ASTM C-478 SPECIFICATIONS
  2. CONCRETE: 4,000 PSI AT 28 DAYS
  3. REINFORCEMENT: PER ASTM A615
  4. NO STEPS
  5. NO INVERT CHANNEL
  6. CASTING SUPPLIED BY OTHERS (HOE MC-315 FRAME & COVER "STORM")

Rim: 1086.6' Rim to Invert: 4.72' Slack: 1.64" Sump: 0" Step Position:

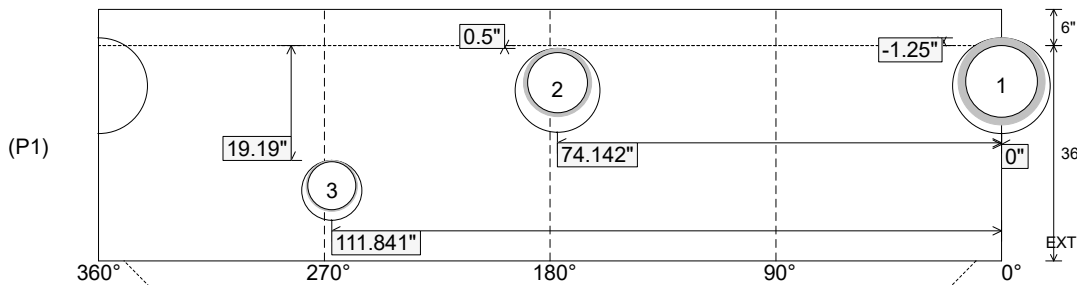
Position	Elev	Angle	Ext. (cw)	Pipe	Pipe OD	Connector	Hole	Horz Size	Up ( )	Offset
Invert 1	1081.88'	0°	0"	12" HDPE	14.5"	Hole 16	16"	16.312"	-1.25"	0"
Invert 2	1081.98'	177°	89.588"	10" HDPE	11.4"	Hole 14	14"	14.207"	0.5"	0"
Invert 3	1083.5'	267°	135.141"	8" PVC SDR35	8.5"	Hole 10	10"	10.074"	19.19"	0"
Invert 4										
Invert 5										
Invert 6										
Invert 7										
Invert 8										

RIGHT-SIDE UP VIEW (int. dimensions)

UPSIDE-DOWN VIEW (int. dimensions)



INSIDE WALL DIMENSIONS



Coating (Int): Coating (Ext):	Seam Up: Tongue Seam Dn: n/a	Wall Thickness: 5" Floor Height: 6"	Height (Int): 36" Height (Ext): 42"	Weight (Net): 3661 lb Volume (Net): 0.94cu.yd
----------------------------------	---------------------------------	--	--	--