

Job Name: 25-3283 - Whitley County Detention Center Job Location: Williamsburg, KY Contractor: Rising Sun Development Company	Plant: 100 12/17/2025 7:58:33 AM	Tech: J. Horsley - F PC: E. Bradley	
---	-------------------------------------	--	--

Structure ID: DB4

P2 MH048RS36

MH RISER T/G

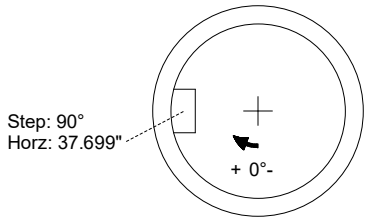
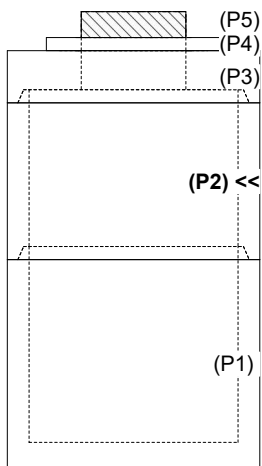
P5) 24" x 36" - CASTING HEIGHT - 6"	0 lb
P4) 24" x 36" - GRADE RING F/F - 3"	306 lb
P3) 48" - MH FLAT TOP w/24"x36" Hole F/G - 12"	1300 lb
P2) 48" - MH RISER T/G - 36"	2515 lb
P1) 48" - MH BASE T/n - 42"	4131 lb
2) 48" - Conseal CS-102 1.00"	0 lb
2) 24" x 36" - Conseal CS-102 1.00"	0 lb
1) Hole - 16	0 lb
1) Hole - 12	0 lb
7) MH Step ML-10-TDS-NCR - 10"	0 lb
Structure Total:	8252 lb

- Structure Notes:**
- PER ASTM C-478 SPECIFICATIONS
 - CONCRETE: 4,000 PSI AT 28 DAYS
 - REINFORCEMENT: PER ASTM A615
 - STEPS AT 90 DEGREES
 - NO INVERT CHANNEL
 - CASTING SUPPLIED BY OTHERS (HOE 525 LV SET (FRAME / GRATE / CURB HOOD))

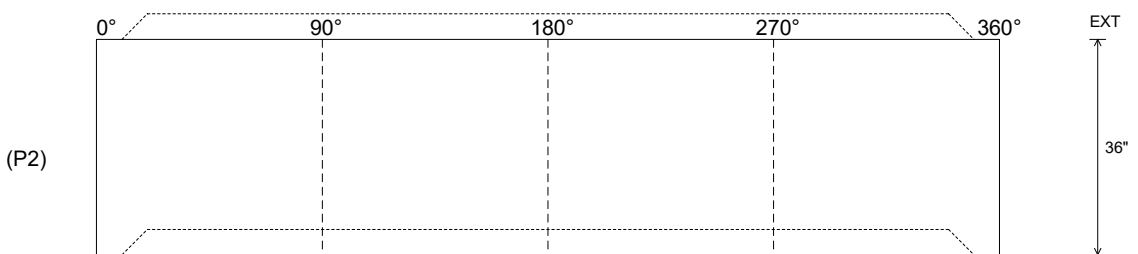
Rim: 1084.45' Rim to Invert: 8.41' Slack: 1.92" Sump: 0" Step Position: 90

Position	Elev	Angle	Ext. (cw)	Pipe	Pipe OD	Connector	Hole	Horz Size	Up ()	Offset
Invert 1										
Invert 2										
Invert 3										
Invert 4										
Invert 5										
Invert 6										
Invert 7										
Invert 8										

RIGHT-SIDE UP VIEW (int. dimensions)



INSIDE WALL DIMENSIONS



Coating (Int): Coating (Ext):	Seam Up: Tongue Seam Dn: Groove	Wall Thickness: 5" Floor Height: 0"	Height (Int): 36" Height (Ext): 36"	Weight (Net): 2515 lb Volume (Net): 0.64cu.yd
----------------------------------	------------------------------------	--	--	--