

Job Name: 25-3283 - Whitley County Detention Center
Job Location: Williamsburg, KY
Contractor: Rising Sun Development Company

PC: E. Bradley
 TECH: J. Horsley - F
 Plant: 100



Structure ID: **DB1**
 Spec: Storm
 Type: BX 8inW, 8inF
 Size: 24" x 36"

Rim: 1086.47'
 Invert: 1083.53'
 Rim to Invert: 2.94'

Sump: 0"
 Floor (Top): 1083.53'
 Floor Height: 8"

Floor (Bot): 1082.863'
 Overall Height: 3.583'
 Slack: 0.28"

Structure Notes:

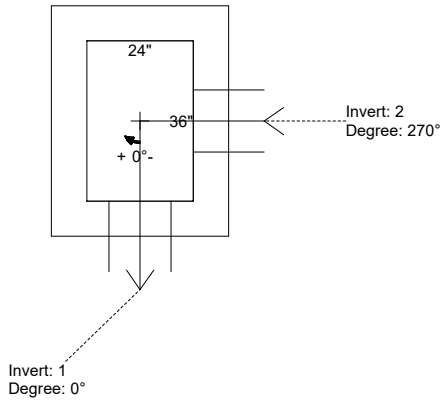
1. PER ASTM C-913 SPECIFICATIONS
2. CONCRETE: 4,000 PSI AT 28 DAYS
3. REINFORCEMENT: #5 BAR @ 12" C.C. E.W. (GRADE 60)
4. NO STEPS
5. NO INVERT CHANNEL
6. CASTING SUPPLIED BY OTHERS (HOE 525 LV SET (FRAME / GRATE / CURB HOOD))

STRUCTURE SUMMARY:

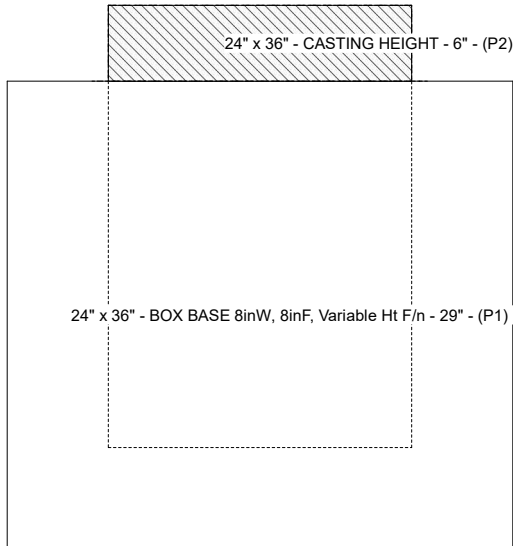
P2) 24" x 36" - CASTING HEIGHT - 6"
 P1) 24" x 36" - BOX BASE 8inW, 8inF, Variable Ht F/n - 29"
 1) 24" x 36" - Conseal CS-102 1.00"
 2) Hole - 14

0 lb
 4149 lb
 0 lb
 0 lb

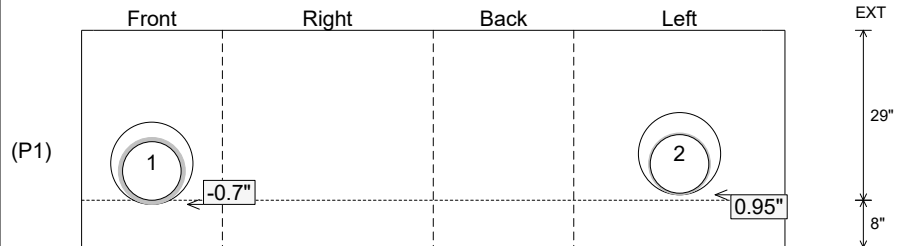
 Structure Total: 4149 lb



Position	Elev	Angle	Pipe	Pipe OD	Hole	Connector	Up (")	Ref
Rim	1086.47'							
Reducer								
Invert 1	1083.53'	0°	10" HDPE	11.4"	14"	Hole 14	-0.7"	P1
Invert 2	1083.63'	270°	10" PVC SDR35	10.5"	14"	Hole 14	0.95"	P1
Invert 3								
Invert 4								
Invert 5								
Invert 6								
Invert 7								
Invert 8								



Cast (Int. Dim.) - Interior Dimensions



Submittal Drawing
 12/17/2025 7:50:02 AM

SUBMITTAL
 APPROVED BY: