

Job Name: 25-3283 - Whitley County Detention Center Job Location: Williamsburg, KY Contractor: Rising Sun Development Company	Plant: 100 12/17/2025 7:58:11 AM	Tech: J. Horsley - F PC: E. Bradley	
---	-------------------------------------	--	--

Structure ID: DB1

P1 BX2436-08BVF

BOX BASE 8inW, 8inF, Variable Ht F/n

- P2) 24" x 36" - CASTING HEIGHT - 6"
- P1) 24" x 36" - BOX BASE 8inW, 8inF, Variable Ht F/n - 29"
- 1) 24" x 36" - Conseal CS-102 1.00"
- 2) Hole - 14

0 lb
4149 lb
0 lb
0 lb

Structure Total: 4149 lb

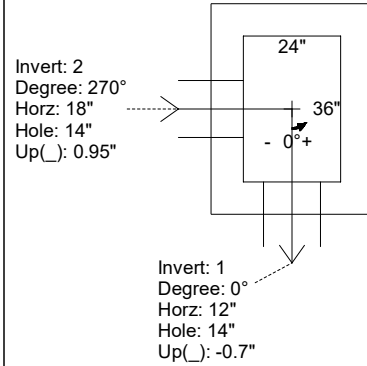
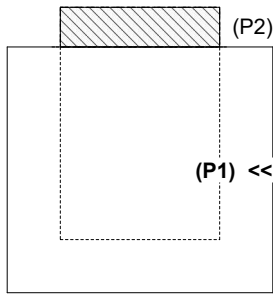
- Structure Notes:**
1. PER ASTM C-913 SPECIFICATIONS
 2. CONCRETE: 4,000 PSI AT 28 DAYS
 3. REINFORCEMENT: #5 BAR @ 12" C.C. E.W. (GRADE 60) - 2" MIN. REBAR CLEARANCE (TYP)
 4. NO STEPS
 5. NO INVERT CHANNEL
 6. CASTING SUPPLIED BY OTHERS (HOE 525 LV SET (FRAME / GRATE / CURB HOOD))

Rim: 1086.47' Rim to Invert: 2.94' Slack: 0.28" Sump: 0" Step Position:

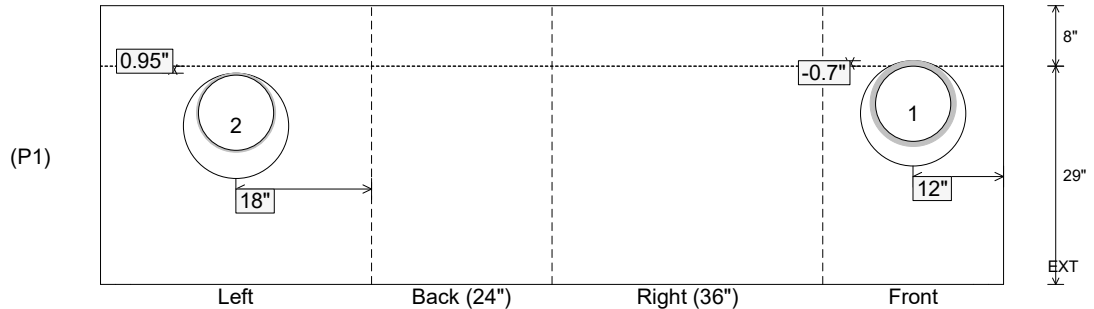
Position	Elev	Angle	Ext. (cw)	Pipe	Pipe OD	Connector	Hole	Horz Size	Up ()	Offset
Invert 1	1083.53'	0°	20"	10" HDPE	11.4"	Hole 14	14"	14"	-0.7"	0"
Invert 2	1083.63'	270°	26"	10" PVC SDR35	10.5"	Hole 14	14"	14"	0.95"	0"
Invert 3										
Invert 4										
Invert 5										
Invert 6										
Invert 7										
Invert 8										

RIGHT-SIDE UP VIEW (int. dimensions)

UPSIDE-DOWN VIEW (int. dimenions)



INSIDE WALL DIMENSIONS



Coating (Int): Coating (Ext):	Seam Up: Flat Seam Dn: n/a	Wall Thickness: 8" Floor Height: 8"	Height (Int): 29" Height (Ext): 37"	Weight (Net): 4149 lb Volume (Net): 1.06cu.yd
----------------------------------	-------------------------------	--	--	--