

**Job Name: 25-3264 - Sam Ridley Parkway Roadway Improvements**  
**Job Location: Smyrna, TN**  
**Contractor: Capital City Construction Services LLC**

PC: A. Chambers  
 TECH: J. Horsley - F  
 Plant: 100



Structure ID: **CB-11**  
 Spec: TDOT  
 Type: CB TYPE 12LP  
 Size: 32" x 32"

Rim: 596.94'  
 Invert: 593.2'  
 Rim to Invert: 3.74'

Sump: 2.5"  
 Floor (Top): 592.992'  
 Floor Height: 8"

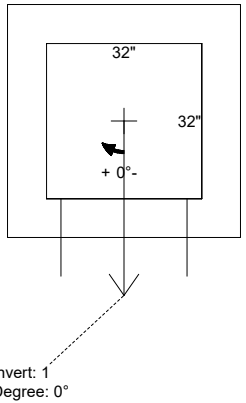
Floor (Bot): 592.325'  
 Overall Height: 4.583'  
 Slack: 0.38"

- Structure Notes:**
1. PER TDOT STANDARD DRAWING D-CB-12LP & ASTM C-913 SPECS
  2. CONCRETE: 4,000 PSI AT 28 DAYS
  3. REINFORCEMENT: PER TDOT & ASTM A615 SPECS
  4. NO STEPS
  5. NO INVERT CHANNEL
  6. CASTING BY ICAST (JBS 3123-12 MOD. SINGLE SET)

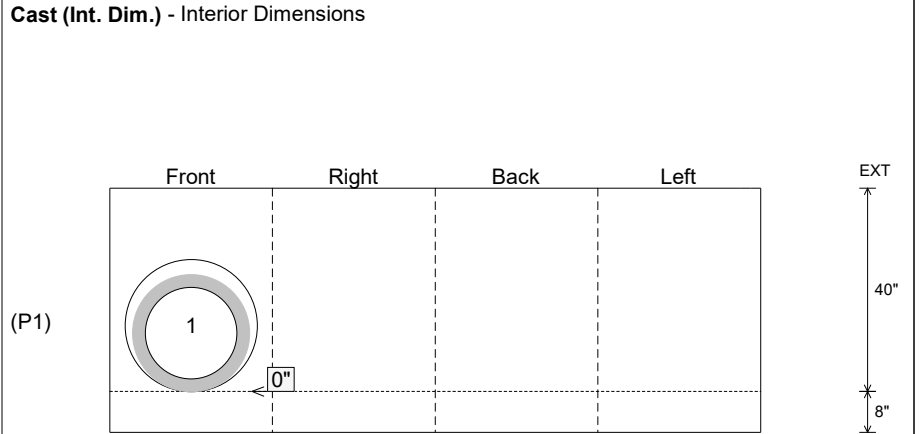
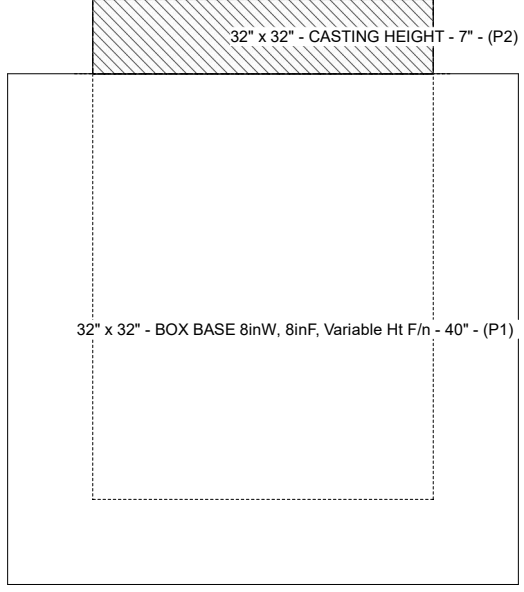
**STRUCTURE SUMMARY:**

P2) 32" x 32" - CASTING HEIGHT - 7"  
 P1) 32" x 32" - BOX BASE 8inW, 8inF, Variable Ht F/n - 40"  
 1) CASTING - JBS 3123-12 Mod. Single Set  
 1) 32" x 32" - Conseal CS-102 1.00"  
 1) Hole - 26

0 lb  
 5487 lb  
 250 lb  
 0 lb  
 0 lb  
 -----  
 Structure Total: 5737 lb



Position	Elev	Angle	Pipe	Pipe OD	Hole	Connector	Up ( )	Ref
Rim	596.94'							
Reducer								
Invert 1	593.2'	0°	18" RCP B WALL	23"	26"	Hole 26	0"	P1
Invert 2								
Invert 3								
Invert 4								
Invert 5								
Invert 6								
Invert 7								
Invert 8								



Submittal Drawing 12/16/2025 7:55:09 AM

SUBMITTAL APPROVED BY: