

**Job Name: 25-3264 - Sam Ridley Parkway Roadway Improvements**  
**Job Location: Smyrna, TN**  
**Contractor: Capital City Construction Services LLC**

PC: A. Chambers  
 TECH: J. Horsley - F  
 Plant: 100



Structure ID: **CB-09**  
 Spec: TDOT  
 Type: CB TYPE 12LP  
 Size: 32" x 32"

Rim: 594.75'  
 Invert: 590.63'  
 Rim to Invert: 4.12'

Sump: 2.5"  
 Floor (Top): 590.422'  
 Floor Height: 8"

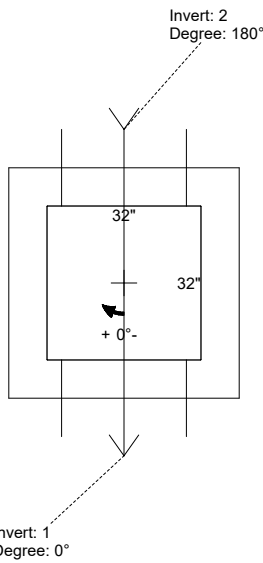
Floor (Bot): 589.755'  
 Overall Height: 4.917'  
 Slack: 0.94"

**Structure Notes:**

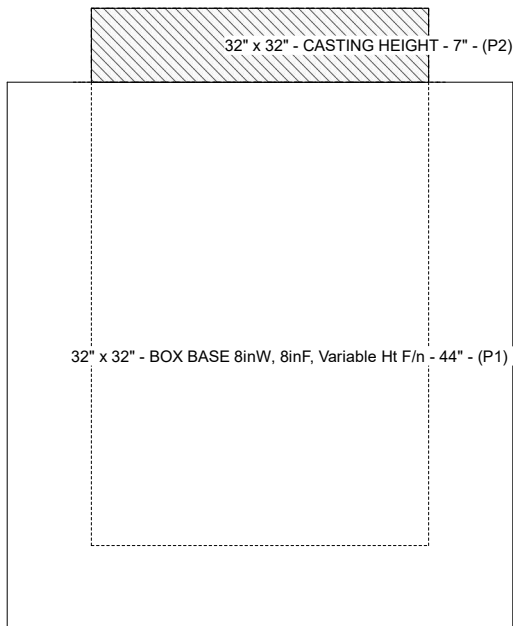
1. PER TDOT STANDARD DRAWING D-CB-12LP & ASTM C-913 SPECS
2. CONCRETE: 4,000 PSI AT 28 DAYS
3. REINFORCEMENT: PER TDOT & ASTM A615 SPECS
4. NO STEPS
5. NO INVERT CHANNEL
6. CASTING BY ICAST (JBS 3123-12 MOD. SINGLE SET)

**STRUCTURE SUMMARY:**

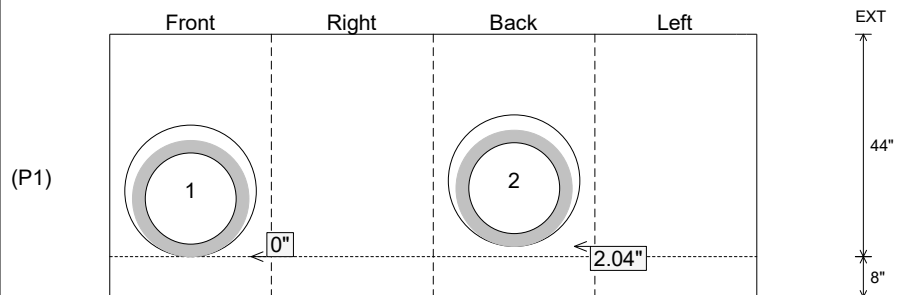
- P2) 32" x 32" - CASTING HEIGHT - 7"  
 P1) 32" x 32" - BOX BASE 8inW, 8inF, Variable Ht F/n - 44"
- 1) CASTING - JBS 3123-12 Mod. Single Set
  - 1) 32" x 32" - Conseal CS-102 1.00"
  - 2) Hole - 26
- 0 lb  
 5560 lb  
 250 lb  
 0 lb  
 0 lb  
 -----  
 Structure Total: 5810 lb



Position	Elev	Angle	Pipe	Pipe OD	Hole	Connector	Up (")	Ref
Rim	594.75'							
Reducer								
Invert 1	590.63'	0°	18" RCP B WALL	23"	26"	Hole 26	0"	P1
Invert 2	590.8'	180°	18" RCP B WALL	23"	26"	Hole 26	2.04"	P1
Invert 3								
Invert 4								
Invert 5								
Invert 6								
Invert 7								
Invert 8								



**Cast (Int. Dim.) - Interior Dimensions**



Submittal Drawing  
 12/16/2025 8:05:27 AM

SUBMITTAL  
 APPROVED BY: