

Job Name: 25-3264 - Sam Ridley Parkway Roadway Improvements
Job Location: Smyrna, TN
Contractor: Capital City Construction Services LLC

PC: A. Chambers
 TECH: J. Horsley - F
 Plant: 100



Structure ID: **CB-08**
 Spec: TDOT
 Type: CB TYPE 14P
 Size: 36" x 96"

Rim: 594.13'
 Invert: 589.46'
 Rim to Invert: 4.67'

Sump: 2.5"
 Floor (Top): 589.252'
 Floor Height: 6"

Floor (Bot): 588.752'
 Overall Height: 5.333'
 Slack: 0.54"

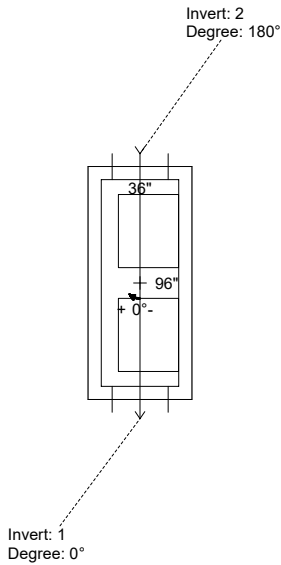
- Structure Notes:**
- PER TDOT STANDARD DRAWING D-CB-14P & ASTM C-913 SPECS
 - CONCRETE: 4,000 PSI AT 28 DAYS
 - REINFORCEMENT: PER TDOT & ASTM A615 SPECS
 - NO STEPS
 - NO INVERT CHANNEL
 - CASTING BY ICAST (JBS 3123-14 MOD. DOUBLE SET)

STRUCTURE SUMMARY:

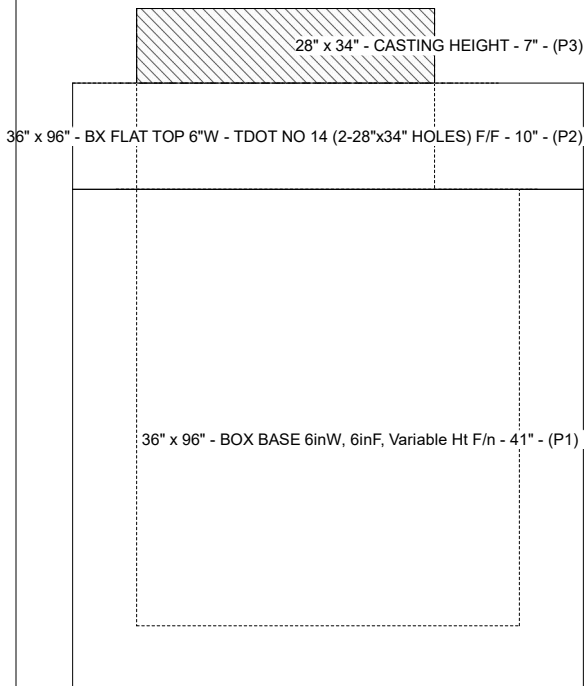
P3) 28" x 34" - CASTING HEIGHT - 7" 0 lb
 P2) 36" x 96" - BX FLAT TOP 6"W - TDOT NO 14 (2-28"x34" HOLES) F/F - 10" 2752 lb
 P1) 36" x 96" - BOX BASE 6inW, 6inF, Variable Ht F/n - 41" 8020 lb

1) SECONDARY POUR 0 lb
 1) CASTING - JBS 3123-14 Mod. Double Set 250 lb
 1) 28" x 34" - Conseal CS-102 1.00" 0 lb
 2) Hole - 26 0 lb

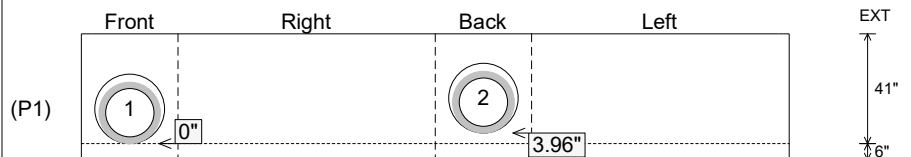
 Structure Total: 11023 lb



Position	Elev	Angle	Pipe	Pipe OD	Hole	Connector	Up (")	Ref
Rim	594.13'							
Reducer								
Invert 1	589.46'	0°	18" RCP B WALL	23"	26"	Hole 26	0"	P1
Invert 2	589.79'	180°	18" RCP B WALL	23"	26"	Hole 26	3.96"	P1
Invert 3								
Invert 4								
Invert 5								
Invert 6								
Invert 7								
Invert 8								



Cast (Int. Dim.) - Interior Dimensions



Submittal Drawing
 12/16/2025 7:55:07 AM

SUBMITTAL
 APPROVED BY: