


Job Name: 25-3264 - Sam Ridley Parkway Roadway Improvements	Plant: 100	Tech: J. Horsley - F	
Job Location: Smyrna, TN Contractor: Capital City Construction Services LLC	12/16/2025 8:34:50 AM	PC: A. Chambers	

Structure ID: CB-05

P1 BX3232-08B42

BOX BASE 8inW, 8inF F/n

- P2) 32" x 32" - CASTING HEIGHT - 7"
- P1) 32" x 32" - BOX BASE 8inW, 8inF F/n - 42"
- 1) CASTING - JBS 3123-12 Mod. Single Set
- 1) 32" x 32" - Conseal CS-102 1.00"
- 1) Hole - 26

0 lb
 5701 lb
 250 lb
 0 lb
 0 lb

 Structure Total: 5951 lb


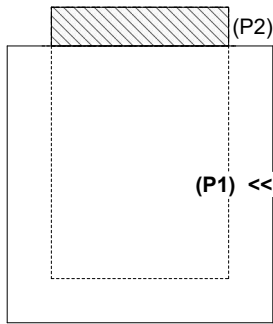
- Structure Notes:**
1. PER TDOT STANDARD DRAWING D-CB-12LP & ASTM C-913 SPECS
 2. CONCRETE: 4,000 PSI AT 28 DAYS
 3. REINFORCEMENT: PER TDOT & ASTM A615 SPECS
 4. NO STEPS
 5. NO INVERT CHANNEL
 6. CASTING BY ICAST (JBS 3123-12 MOD. SINGLE SET)

Rim: 595.32' Rim to Invert: 3.89' Slack: 0.18" Sump: 2.5" Step Position:

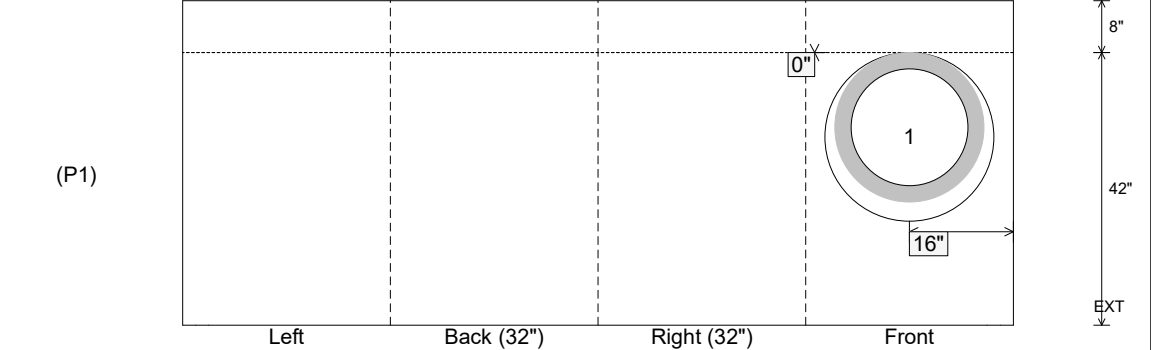
Position	Elev	Angle	Ext. (cw)	Pipe	Pipe OD	Connector	Hole	Horz Size	Up ()	Offset
Invert 1	591.43'	0°	24"	18" RCP B WALL	23"	Hole 26	26"	26"	0"	0"
Invert 2										
Invert 3										
Invert 4										
Invert 5										
Invert 6										
Invert 7										
Invert 8										

RIGHT-SIDE UP VIEW (int. dimensions)

UPSIDE-DOWN VIEW (int. dimensions)



INSIDE WALL DIMENSIONS



Coating (Int): Coating (Ext):	Seam Up: Flat Seam Dn: n/a	Wall Thickness: 8" Floor Height: 8"	Height (Int): 42" Height (Ext): 50"	Weight (Net): 5701 lb Volume (Net): 1.46cu.yd
----------------------------------	-------------------------------	--	--	--