

**Job Name: 25-3205 - Western Kentucky Botanical Gardens**  
**Job Location: Owensboro, KY 42301**  
**Contractor: Winwater Hartford KY Co.**

PC: A. Chambers  
 TECH: J. Horsley - F  
 Plant: 100



Structure ID: **DBI 391.45**  
 Spec: Storm  
 Type: BX 6inW, 6inF  
 Size: 24" x 24"

Rim: 395.75'  
 Invert: 391.45'  
 Rim to Invert: 4.3'

Sump: 1.25"  
 Floor (Top): 391.346'  
 Floor Height: 6"

Floor (Bot): 390.846'  
 Overall Height: 4.833'  
 Slack: 0.85"

- Structure Notes:**
1. PER ASTM C-913 SPECIFICATIONS
  2. CONCRETE: 4,000 PSI AT 28 DAYS
  3. REINFORCEMENT: #5 BAR @ 12" C.C. E.W. (GRADE 60)
  4. NO STORM INVERT
  5. NO STEPS
  6. HOE 280T FRAME & GRATE SUPPLIED BY ICAST

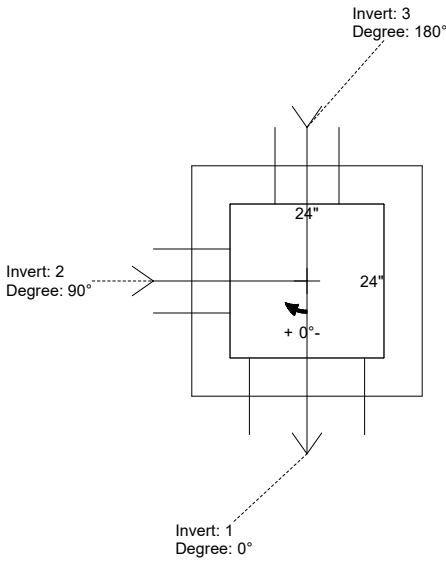
**STRUCTURE SUMMARY:**

P2) 24" x 24" - CASTING HEIGHT - 4"  
 P1) 24" x 24" - BOX BASE 6inW, 6inF F/n - 48"


1) CASTING - HOE 280T F/G  
 1) 24" x 24" - Conseal CS-102 1.00"  
 1) Hole - 18  
 2) Hole - 10

0 lb  
 3345 lb  
 182 lb  
 0 lb  
 0 lb  
 0 lb  
 \_\_\_\_\_  
 3527 lb

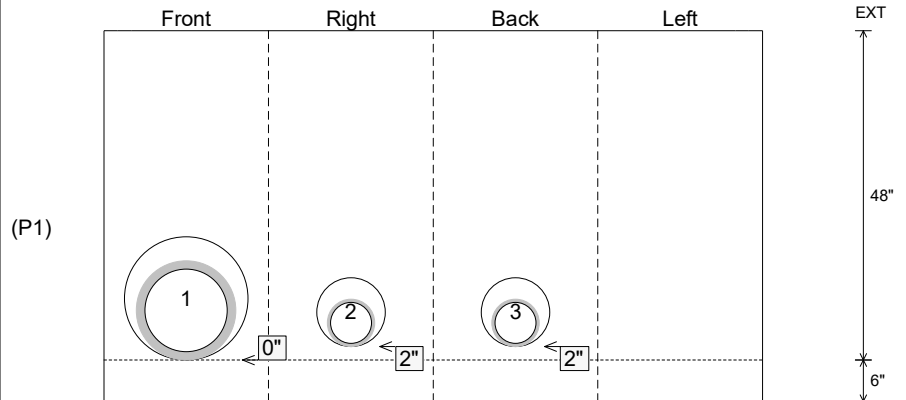
Structure Total: 3527 lb



Position	Elev	Angle	Pipe	Pipe OD	Hole	Connector	Up (")	Ref
Rim	395.75'							
Reducer								
Invert 1	391.45'	0°	12" HDPE	14.5"	18"	Hole 18	0"	P1
Invert 2	391.55'	90°	6" HDPE	6.9"	10"	Hole 10	2"	P1
Invert 3	391.55'	180°	6" HDPE	6.9"	10"	Hole 10	2"	P1
Invert 4								
Invert 5								
Invert 6								
Invert 7								
Invert 8								



**Cast (Int. Dim.) - Interior Dimensions**



Submittal Drawing  
 1/14/2026 4:49:51 PM

SUBMITTAL  
 APPROVED BY: