

Job Name: 25-3205 - Western Kentucky Botanical Gardens
 Job Location: Owensboro, KY 42301
 Contractor: Winwater Hartford KY Co.

Plant: 100

1/14/2026 4:56:42 PM

Tech: J. Horsley - F

PC: A. Chambers



Structure ID: DBI 391.45

P1 BX2424-06BA48

BOX BASE 6inW, 6inF F/n

- P2) 24" x 24" - CASTING HEIGHT - 4"
- P1) 24" x 24" - BOX BASE 6inW, 6inF F/n - 48"
- 1) CASTING - HOE 280T F/G
- 1) 24" x 24" - Conseal CS-102 1.00"
- 1) Hole - 18
- 2) Hole - 10

0 lb
 3345 lb
 182 lb
 0 lb
 0 lb
 0 lb

 Structure Total: 3527 lb


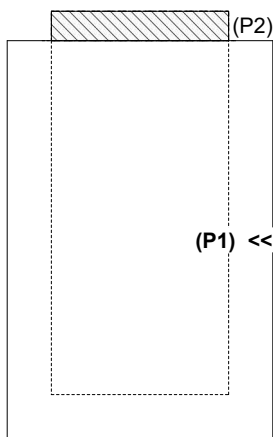
- Structure Notes:**
1. PER ASTM C-913 SPECIFICATIONS
 2. CONCRETE: 4,000 PSI AT 28 DAYS
 3. REINFORCEMENT: #5 BAR @ 12" C.C. E.W. (GRADE 60) - 2" MIN. REBAR CLEARANCE (TYP)
 4. NO STORM INVERT
 5. NO STEPS
 6. HOE 280T FRAME & GRATE SUPPLIED BY ICAST

Rim: 395.75' Rim to Invert: 4.3' Slack: 0.85" Sump: 1.25" Step Position:

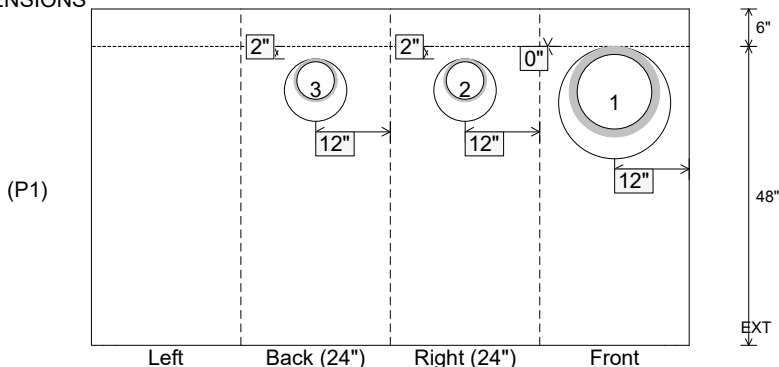
Position	Elev	Angle	Ext. (cw)	Pipe	Pipe OD	Connector	Hole	Horz Size	Up ()	Offset
Invert 1	391.45'	0°	18"	12" HDPE	14.5"	Hole 18	18"	18"	0"	0"
Invert 2	391.55'	90°	18"	6" HDPE	6.9"	Hole 10	10"	10"	2"	0"
Invert 3	391.55'	180°	18"	6" HDPE	6.9"	Hole 10	10"	10"	2"	0"
Invert 4										
Invert 5										
Invert 6										
Invert 7										
Invert 8										

RIGHT-SIDE UP VIEW (int. dimensions)

UPSIDE-DOWN VIEW (int. dimensions)



INSIDE WALL DIMENSIONS



Coating (Int):
 Coating (Ext):

Seam Up: Flat
 Seam Dn: n/a

Wall Thickness: 6"
 Floor Height: 6"

Height (Int): 48"
 Height (Ext): 54"

Weight (Net): 3345 lb
 Volume (Net): 0.85cu.yd