

Job Name: 25-3205 - Western Kentucky Botanical Gardens
Job Location: Owensboro, KY 42301
Contractor: Winwater Hartford KY Co.

PC: A. Chambers
 TECH: J. Horsley - F
 Plant: 100



Structure ID: **DBI 390.98**
 Spec: Storm
 Type: BX 6inW, 6inF
 Size: 24" x 24"

Rim: 393.73'
 Invert: 390.88'
 Rim to Invert: 2.85'

Sump: 1.25"
 Floor (Top): 390.776'
 Floor Height: 6"

Floor (Bot): 390.276'
 Overall Height: 3.417'
 Slack: 0.45"

- Structure Notes:**
1. PER ASTM C-913 SPECIFICATIONS
 2. CONCRETE: 4,000 PSI AT 28 DAYS
 3. REINFORCEMENT: #5 BAR @ 12" C.C. E.W. (GRADE 60)
 4. NO STORM INVERT
 5. NO STEPS
 6. HOE 280T FRAME & GRATE SUPPLIED BY ICAST

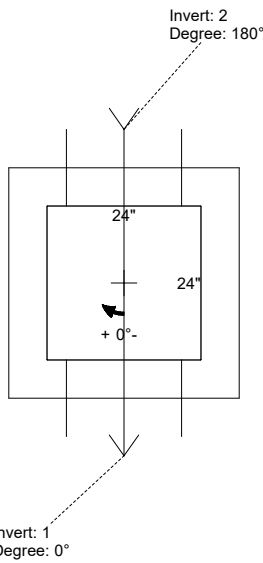
STRUCTURE SUMMARY:

P2) 24" x 24" - CASTING HEIGHT - 4"
 P1) 24" x 24" - BOX BASE 6inW, 6inF, Variable Ht F/n - 31"


1) CASTING - HOE 280T F/G
 1) 24" x 24" - Conseal CS-102 1.00"
 2) Hole - 18

0 lb
 2269 lb
 182 lb
 0 lb
 0 lb

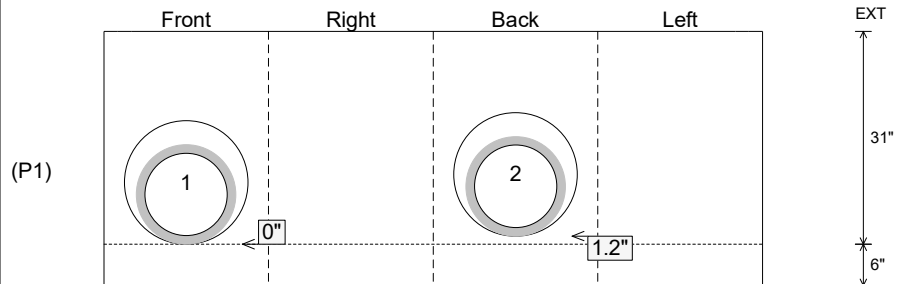
 Structure Total: 2451 lb



Position	Elev	Angle	Pipe	Pipe OD	Hole	Connector	Up (")	Ref
Rim	393.73'							
Reducer								
Invert 1	390.88'	0°	12" HDPE	14.5"	18"	Hole 18	0"	P1
Invert 2	390.98'	180°	12" HDPE	14.5"	18"	Hole 18	1.2"	P1
Invert 3								
Invert 4								
Invert 5								
Invert 6								
Invert 7								
Invert 8								



Cast (Int. Dim.) - Interior Dimensions



Submittal Drawing
 1/14/2026 4:49:52 PM

SUBMITTAL
 APPROVED BY: