

Job Name: 25-3194B KYTC Todd Co Call 101 (251113)  
 Job Location: Guthrie, KY  
 Contractor: Scott & Ritter, Inc.

Plant: 100  
 11/17/2025 1:49:26 PM

Tech: J. Horsley - A  
 PC: Celina Goff



**Structure ID: 0+59 (36+15 LT)**

**P2 MH048RS48**

**MH RISER T/G**

- P4) 24" - CASTING HEIGHT - 7"
- P3) 48" - ECC CONE w/ 24" HOLE F/G - 42"
- P2) 48" - MH RISER T/G - 48"
- P1) 48" - MH DH RISER Custom Ht T/F - 56"
- 1) JOINT WRAP - 0.065"x6"x50' CONSEAL CS212
- 1) JOINT WRAP PRIMER - CONSEAL CS-75 (1 gal.)
- 2) 48" - Conseal CS-102 1.00" (Double)
- 1) PSX - 12-08 NYLO
- 1) DOGHOUSE - 12"x12"
- 13) MH Step ML-10-TDS-NCR - 10"

- 0 lb
- 3200 lb
- 3353 lb
- 3783 lb
- 0 lb
- 0 lb
- 0 lb
- 8 lb
- 0 lb
- 0 lb

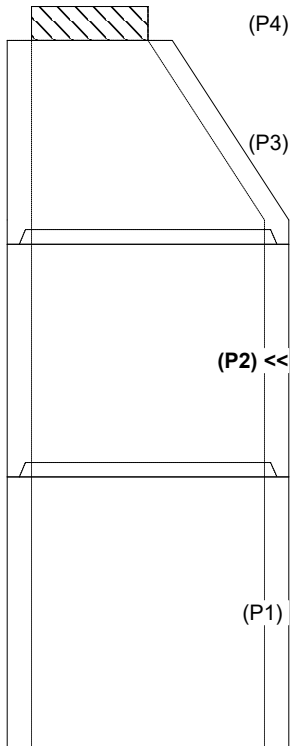
**Structure Notes:**  
 STATION: 0+59  
 1. HOE MC-315 F/C "Sanitary" PROVIDED BY ICAST.  
 2. PER ASTM C478 SPECIFICATIONS.  
 3. CONCRETE = 4,000 PSI AT 28 DAYS.  
 4. REINFORCING PER ASTM A615 (GRADE 60).  
 - CONE (As .12)  
 - RISER/WALLS (As .18)

Structure Total: 10345 lb

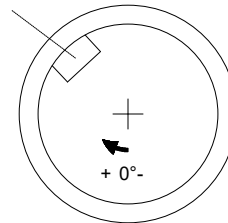
Rim: 542.35' Rim to Invert: 12.25' Slack: 0" Sump: 0" Step Position: 0°

Position	Elev	Angle	Ext. (cw)	Pipe	Pipe OD	Connector	Hole	Horz Size	Up (L)	Offset
Invert 1										
Invert 2										
Invert 3										
Invert 4										
Invert 5										
Invert 6										
Invert 7										
Invert 8										

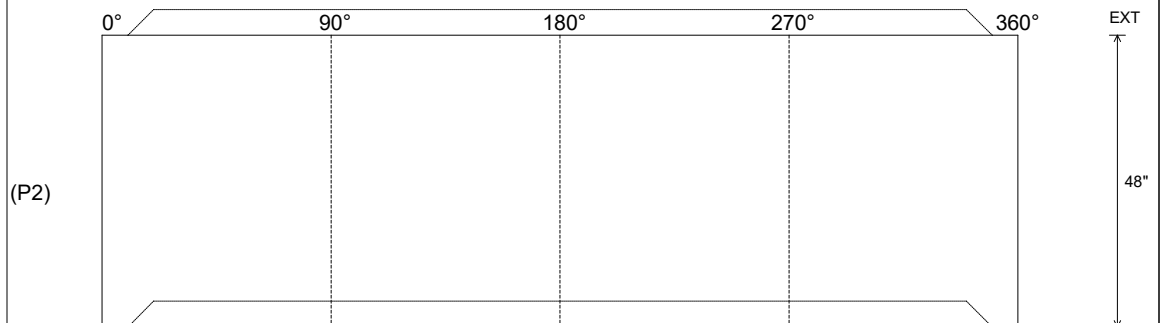
**RIGHT-SIDE UP VIEW (int. dimensions)**



Step: 137°  
 Horz: 57.375"



**INSIDE WALL DIMENSIONS**



Coating (Int):	Seam Up: Tongue	Wall Thickness: 5"	Height (Int): 48"	Weight (Net): 3353 lb
Coating (Ext):	Seam Dn: Groove	Floor Height: 0"	Height (Ext): 48"	Volume (Net): 0.86cu.yd