

Job Name: 25-3194 KYTC Todd Co Call 101 (251113)  
 Job Location: Guthrie, KY  
 Contractor: Mick-Murf Construction Inc.

Plant: Beaver Dam  
 4/30/2026 1:23:04 PM

Tech: S. Felletter  
 PC: T. Ryan



**Structure ID: 3347 (3)**

**P1 BX24300808VF**

**BOX BASE 8inW, 8inF, Variable Ht F/n**

- P3) 15" x 27" - P.I.P. - BY OTHERS - 8"
- P2) 24" x 30" - CB FLAT TOP 8"W w/15"x27" HOLE F/F - 8"
- P1) 24" x 30" - BOX BASE 8inW, 8inF, Variable Ht F/n - 22"
- 1) 24" x 30" - Conseal CS-102 1.00"
- 1) 15" x 27" - Conseal CS-102 1.00"
- 1) Hole - 16
- 2) Hole - 4

0 lb  
 963 lb  
 3151 lb  
 0 lb  
 0 lb  
 0 lb  
 0 lb  
 -----  
 Structure Total: 4114 lb

- Structure Notes:**  
**\*\*KYTC STATE PROJECT\*\***  
 1. KYTC DBI TYPE 13G / ASTM C-913 SPEC'S.  
 2. CONCRETE = 4,000 PSI AT 28 DAYS.  
 3. STUB #5 BARS 5" OUT TOP SLAB AROUND OPENING @12" C/C.  
 4. DBI TYPE 13G CASTING BY OTHERS.

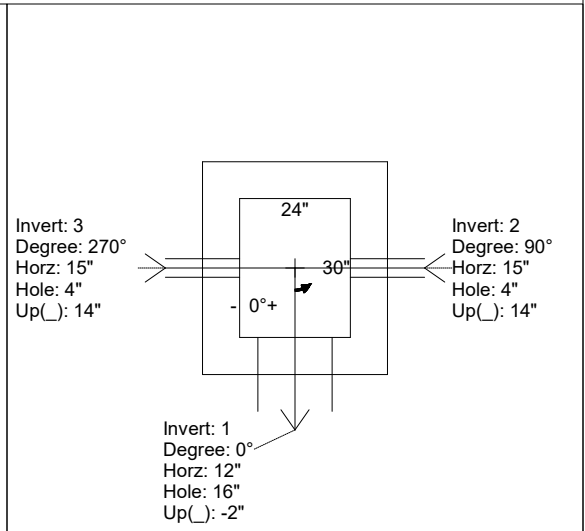
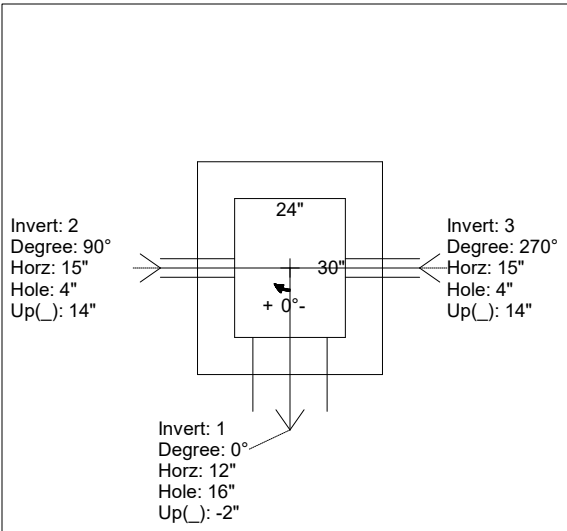
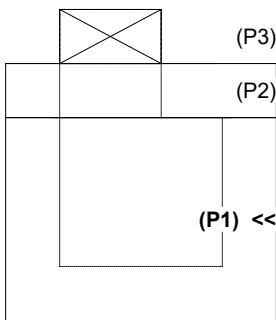
- REINFORCING PER ASTM A615 (GRADE 60).  
 - TOP SLAB (As .62) #5 BARS AT 6" C.C.E.W. (DBL MAT).  
 - WALLS (As .31) #5 BARS AT 12" C.C.E.W..  
 - FLOOR (As .31) #5 BARS AT 12" C.C.E.W.

Rim: 533.06' Rim to Invert: 3.42' Slack: 0.253' Sump: 0' Step Position:

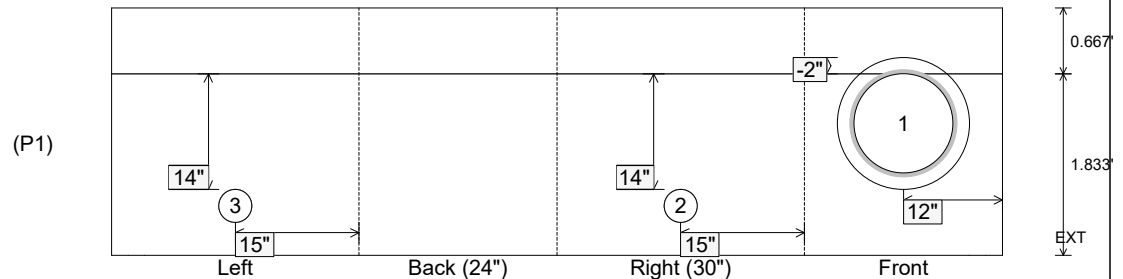
Position	Elev	Angle	Ext. (cw)	Pipe	Pipe OD	Connector	Hole	Horz Size	Up ( )	Offset
Invert 1	529.64'	0°	20"	12" CMP	13"	Hole 16	16"	16"	-2"	0"
Invert 2	530.806'	90°	23"	4" WEEP HOLE	4"	Hole 4	4"	4"	14"	0"
Invert 3	530.806'	270°	23"	4" WEEP HOLE	4"	Hole 4	4"	4"	14"	0"
Invert 4										
Invert 5										
Invert 6										
Invert 7										
Invert 8										

RIGHT-SIDE UP VIEW (int. dimensions)

UPSIDE-DOWN VIEW (int. dimensions)



INSIDE WALL DIMENSIONS



Coating (Int):  
 Coating (Ext):

Seam Up: Flat  
 Seam Dn: n/a

Wall Thickness: 8"  
 Floor Height: 0.667'

Height (Int): 1.833'  
 Height (Ext): 2.5'

Weight (Net): 3151 lb  
 Volume (Net): 0.8cu.yd