

Job Name: 25-3182 - Silverstone Subdivision
 Job Location: Bowling Green, KY
 Contractor: R.A. Alexander & Sons, Inc.

Plant: 100

3/10/2026 9:41:30 AM

Tech: Jared - F

PC: T. Lewis



Structure ID: ST4

P1 MH048BA60

MH BASE Custom Ht

- P3) 24" x 36" - CASTING HEIGHT - 6.5"
- P2) 48" - MH FLAT TOP w/24"x36" Hole - 12"
- P1) 48" - MH BASE Custom Ht - 60"
- 1) CASTING - JBS 3070N F/G
- 1) 48" - Conseal CS-102 1.00"
- 1) 24" x 36" - Conseal CS-102 1.00"
- 1) Hole - 32
- 1) Hole - 26
- 5) MH Step ML-10-TDS-NCR - 10"

Structure Notes:
 1. PER ASTM C478 SPECIFICATIONS.
 2. CONCRETE = 4,000 PSI AT 28 DAYS.
 3. NO INVERT CHANNEL.
 4. CASTING BY ICAST (JBS 3070N F/G).

REINFORCING PER ASTM A615 (GRADE 60).
 - TOP SLAB (As .62) #5 BARS AT 6" C.C.E.W..
 - RISER/WALLS (As .12)
 - FLOOR (As .31) #5 BARS AT 12" C.C.E.W

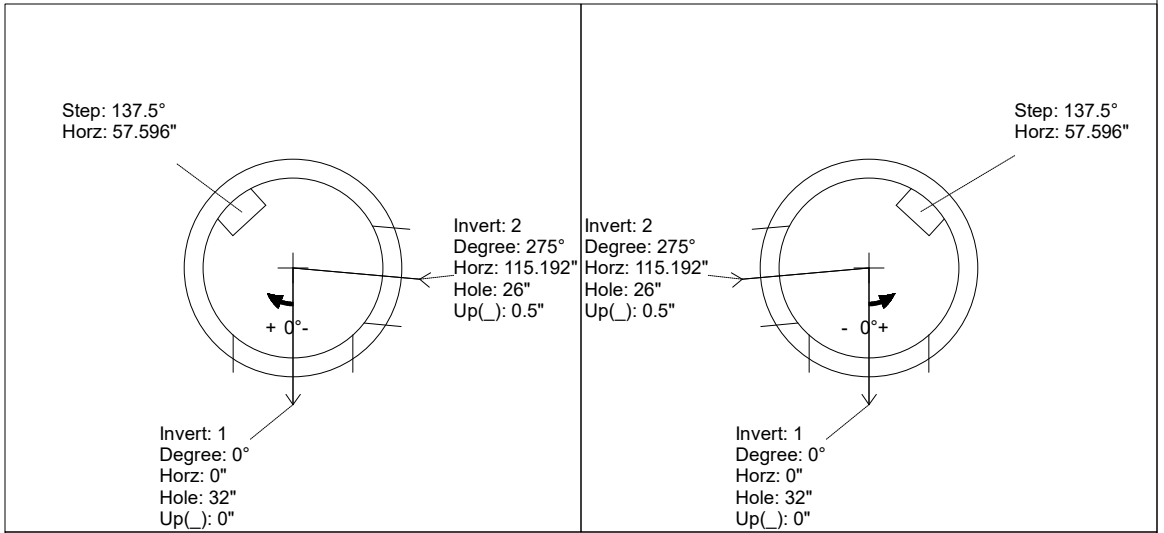
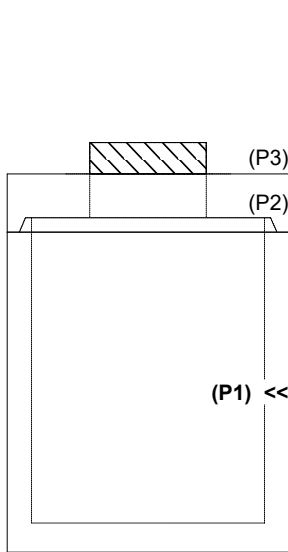
Structure Total: 6725 lb

Rim: 555.27' Rim to Invert: 6.31' Slack: 0.22" Sump: 3" Step Position: 137.5°

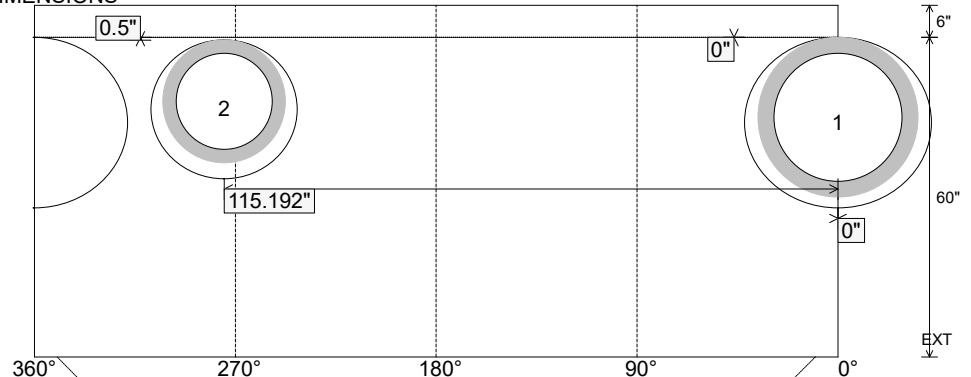
Position	Elev	Angle	Ext. (cw)	Pipe	Pipe OD	Connector	Hole	Horz Size	Up ()	Offset
Invert 1	548.96'	0°	0"	24" RCP B WALL	30"	Hole 32	32"	35.027"	0"	0"
Invert 2	548.96'	275°	139.19"	18" RCP B WALL	23"	Hole 26	26"	27.476"	0.5"	0"
Invert 3										
Invert 4										
Invert 5										
Invert 6										
Invert 7										
Invert 8										

RIGHT-SIDE UP VIEW (int. dimensions)

UPSIDE-DOWN VIEW (int. dimensions)



INSIDE WALL DIMENSIONS



Coating (Int):
 Coating (Ext):

Seam Up: Tongue
 Seam Dn: n/a

Wall Thickness: 5"
 Floor Height: 6"

Height (Int): 60"
 Height (Ext): 66"

Weight (Net): 4925 lb
 Volume (Net): 1.26cu.yd