

Job Name: 25-3175 - MSU MDAB  
 Job Location: Morehead, KY 40351  
 Contractor: Rising Sun Development Company

Plant: Beaver Dam, KY  
 10/28/2025 8:30:44 PM

Tech: K. Cardwell  
 PC: J. Jarvis



**Structure ID: MH3**

**P2 MH048RS36**

**MH RISER T/G**

- P5) 24" - CASTING HEIGHT - 7"
- P4) 24" - GRADE RING F/F - 3"
- P3) 48" - ECC CONE w/ 24" HOLE F/G - 42"
- P2) 48" - MH RISER T/G - 36"
- P1) 48" - MH BASE T/n - 48"
- 2) 48" - Conseal CS-102 1.00"
- 1) Hole - 20
- 1) Hole - 16
- 11) MH Step ML-10-TDS-NCR - 10"

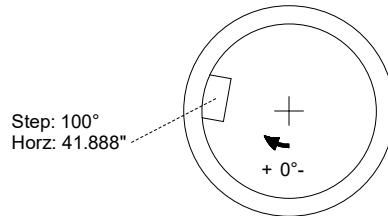
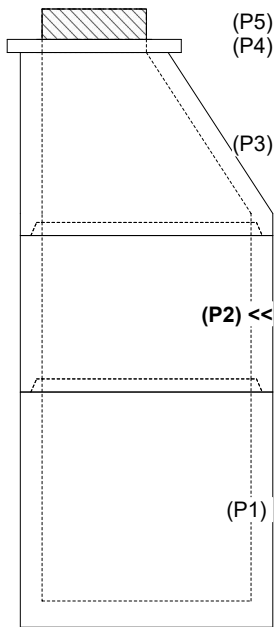
0 lb  
 202 lb  
 3200 lb  
 2515 lb  
 4462 lb  
 0 lb  
 0 lb  
 0 lb  
 0 lb  
 0 lb  
 Structure Total: 10380 lb

**Structure Notes:**  
 PLAN LABEL: MH-3A  
 1. PER ASTM C-478 SPECS  
 2. CONCRETE: 4,000 PSI AT 28 DAYS  
 3. REINFORCEMENT: PER ASTM A615  
 4. STEPS AT 100 DEGREES  
 5. 7" CASTING SUPPLIED BY OTHERS

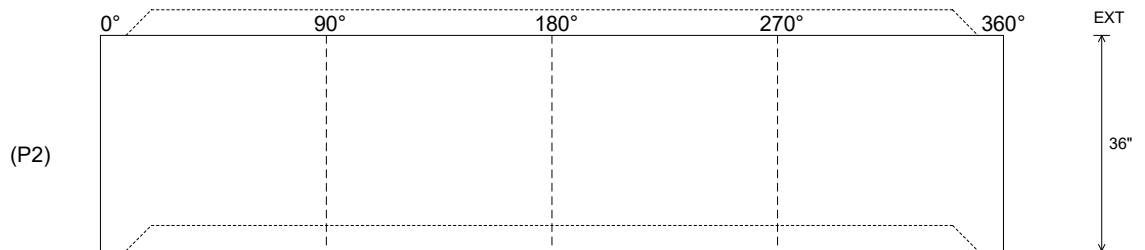
Rim: 748.01' Rim to Invert: 11.37' Slack: 0.44" Sump: 0" Step Position: 100

Position	Elev	Angle	Ext. (cw)	Pipe	Pipe OD	Connector	Hole	Horz Size	Up ( )	Offset
Invert 1										
Invert 2										
Invert 3										
Invert 4										
Invert 5										
Invert 6										
Invert 7										
Invert 8										

**RIGHT-SIDE UP VIEW (int. dimensions)**



**INSIDE WALL DIMENSIONS**



Coating (Int):  
 Coating (Ext):

Seam Up: Tongue  
 Seam Dn: Groove

Wall Thickness: 5"  
 Floor Height: 0"

Height (Int): 36"  
 Height (Ext): 36"

Weight (Net): 2515 lb  
 Volume (Net): 0.64cu.yd