

Job Name: 25-3175 - MSU MDAB  
 Job Location: Morehead, KY 40351  
 Contractor: Rising Sun Development Company

Plant: Beaver Dam, KY  
 10/28/2025 8:29:31 PM

Tech: K. Cardwell  
 PC: J. Jarvis



**Structure ID: MH2**

**P1 MH048BA36**

**MH BASE T/n**

- P3) 24" - CASTING HEIGHT - 7"
- P2) 48" - MH FLAT TOP w/ 24" ECC Hole F/G - 12"
- P1) 48" - MH BASE T/n - 36"
- 1) 48" - Conseal CS-102 1.00"
- 3) Hole - 20
- 3) MH Step ML-10-TDS-NCR - 10"

0 lb  
 1561 lb  
 3439 lb  
 0 lb  
 0 lb  
 0 lb  
 \_\_\_\_\_  
 Structure Total: 5000 lb

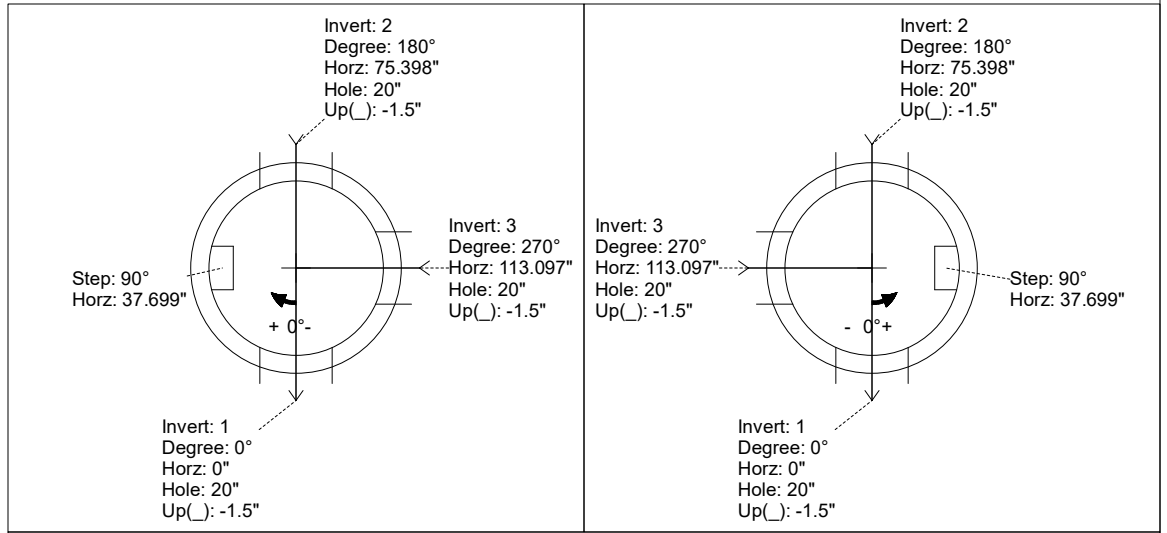
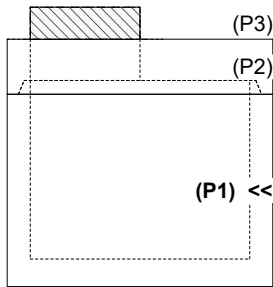
- Structure Notes:**  
 PLAN LABEL: MH-2A
1. PER ASTM C-478 SPECS
  2. CONCRETE: 4,000 PSI AT 28 DAYS
  3. REINFORCEMENT: PER ASTM A615
  4. STEPS AT 90 DEGREES
  5. 7" CASTING SUPPLIED BY OTHERS

Rim: 732.35' Rim to Invert: 4.83' Slack: 2.96" Sump: 0" Step Position: 90°

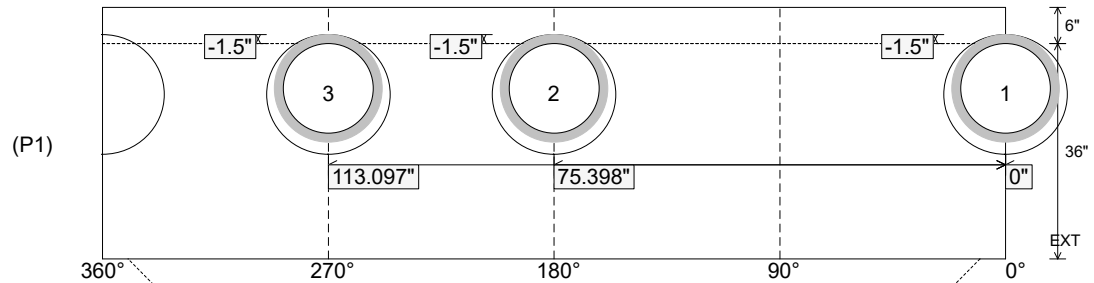
Position	Elev	Angle	Ext. (cw)	Pipe	Pipe OD	Connector	Hole	Horz Size	Up ( )	Offset
Invert 1	727.52'	0°	0"	15" ADS N-12	18"	Hole 20	20"	20.629"	-1.5"	0"
Invert 2	727.52'	180°	91.106"	15" ADS N-12	18"	Hole 20	20"	20.629"	-1.5"	0"
Invert 3	727.52'	270°	136.659"	15" ADS N-12	18"	Hole 20	20"	20.629"	-1.5"	0"
Invert 4										
Invert 5										
Invert 6										
Invert 7										
Invert 8										

RIGHT-SIDE UP VIEW (int. dimensions)

UPSIDE-DOWN VIEW (int. dimensions)



INSIDE WALL DIMENSIONS



Coating (Int):  
 Coating (Ext):

Seam Up: Tongue  
 Seam Dn: n/a

Wall Thickness: 5"  
 Floor Height: 6"

Height (Int): 36"  
 Height (Ext): 42"

Weight (Net): 3439 lb  
 Volume (Net): 0.88cu.yd