

Job Name: 25-3175 - MSU MDAB  
 Job Location: Morehead, KY 40351  
 Contractor: Rising Sun Development Company

Plant: Beaver Dam, KY  
 10/28/2025 8:29:29 PM

Tech: K. Cardwell  
 PC: J. Jarvis



**Structure ID: MH1C**

**P1 MH048BAVF**

**MH BASE Custom Ht T/n**

- P3) 24" - CASTING HEIGHT - 7"
- P2) 48" - MH FLAT TOP w/ 24" ECC Hole F/G - 12"
- P1) 48" - MH BASE Custom Ht T/n - 26"
- 1) 48" - Conseal CS-102 1.00"
- 1) Hole - 16
- 1) Hole - 24
- 2) MH Step ML-10-TDS-NCR - 10"

0 lb  
 1561 lb  
 2864 lb  
 0 lb  
 0 lb  
 0 lb  
 0 lb  
 -----  
 0 lb  
 Structure Total: 4425 lb

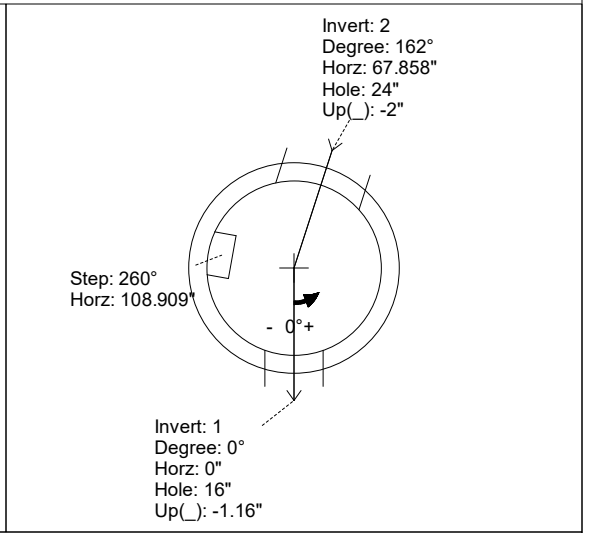

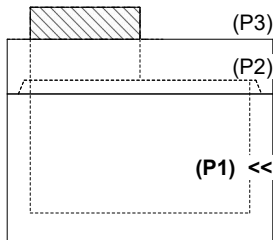
- Structure Notes:**  
 PLAN LABEL: MH-1C
1. PER ASTM C-478 SPECS
  2. CONCRETE: 4,000 PSI AT 28 DAYS
  3. REINFORCEMENT: PER ASTM A615
  4. STEPS AT 260 DEGREES
  5. 7" CASTING SUPPLIED BY OTHERS

Rim: 740.36' Rim to Invert: 3.76' Slack: 0.12" Sump: 0" Step Position: 260°

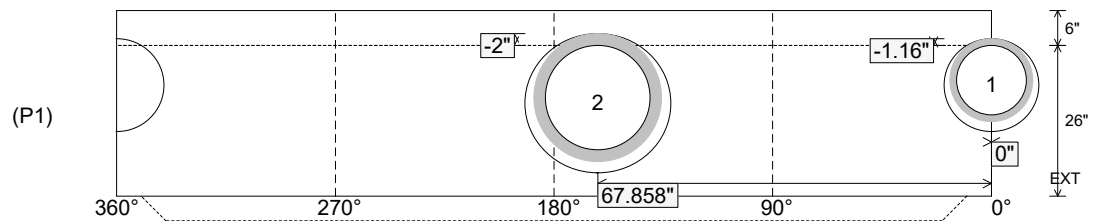
Position	Elev	Angle	Ext. (cw)	Pipe	Pipe OD	Connector	Hole	Horz Size	Up (")	Offset
Invert 1	736.6'	0°	0"	12" VCP	14.32"	Hole 16	16"	16.312"	-1.16"	0"
Invert 2	736.6'	162°	81.996"	18" ADS N-12	22"	Hole 24	24"	25.133"	-2"	0"
Invert 3										
Invert 4										
Invert 5										
Invert 6										
Invert 7										
Invert 8										

RIGHT-SIDE UP VIEW (int. dimensions)

UPSIDE-DOWN VIEW (int. dimensions)



INSIDE WALL DIMENSIONS



Coating (Int):  
 Coating (Ext):

Seam Up: Tongue  
 Seam Dn: n/a

Wall Thickness: 5"  
 Floor Height: 6"

Height (Int): 26"  
 Height (Ext): 32"

Weight (Net): 2864 lb  
 Volume (Net): 0.73cu.yd