

Job Name: 25-3175 - MSU MDAB
 Job Location: Morehead, KY 40351
 Contractor: Rising Sun Development Company

Plant: Beaver Dam, KY

Tech: K. Cardwell

10/28/2025 8:29:29 PM

PC: J. Jarvis



Structure ID: CB1C

P1 BX2424-08BAVF

BOX BASE 8inW, 8inF, Variable Ht F/n

P2) 24" x 24" - CASTING HEIGHT - 5"
 P1) 24" x 24" - BOX BASE 8inW, 8inF, Variable Ht F/n - 43"
 1) 24" x 24" - Conseal CS-102 1.00"
 1) Hole - 24

0 lb
 4541 lb
 0 lb
 0 lb

 Structure Total: 4541 lb

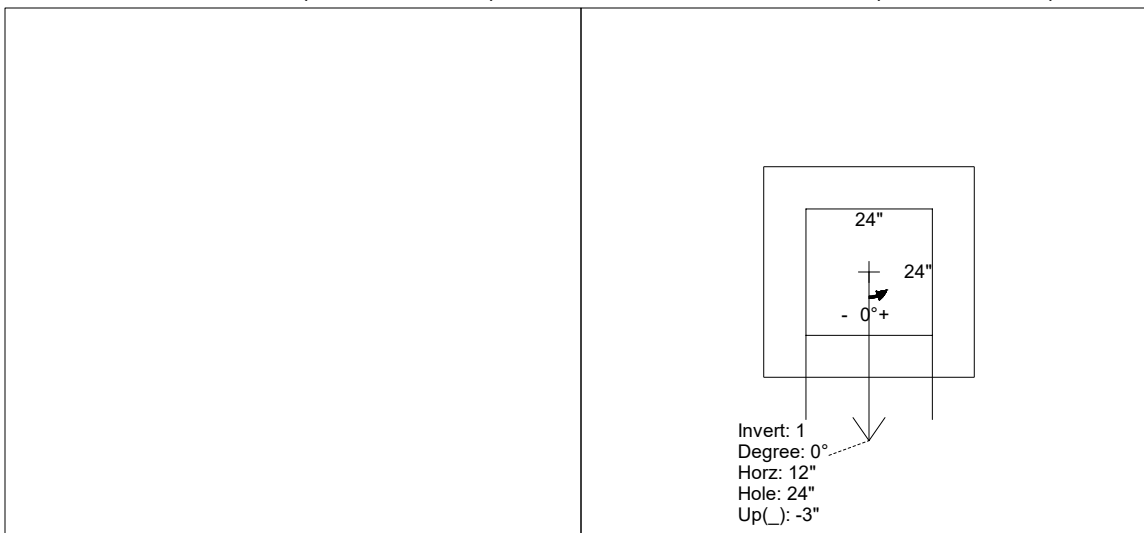
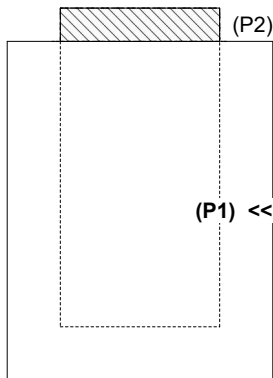
Structure Notes:
 PLAN LABEL: CB-1C
 1. KYTC CBI TYPE F / ASTM C-913 SPECS
 2. CONCRETE: 4,000 PSI AT 28 DAYS
 3. REINFORCEMENT: #5 BAR @ 12" C.C. E.W. (GRADE 60) - 2" MIN. REBAR CLEARANCE (TYP)
 4. 5" CASTING SUPPLIED BY OTHERS

Rim: 737.71' Rim to Invert: 4.05' Slack: 0.6" Sump: 0" Step Position:

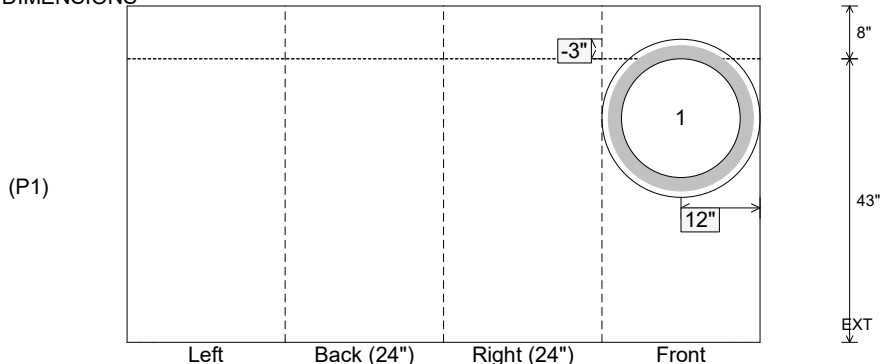
Position	Elev	Angle	Ext. (cw)	Pipe	Pipe OD	Connector	Hole	Horz Size	Up ()	Offset
Invert 1	733.66'	0°	20"	18" ADS N-12	22"	Hole 24	24"	24"	-3"	0"
Invert 2										
Invert 3										
Invert 4										
Invert 5										
Invert 6										
Invert 7										
Invert 8										

RIGHT-SIDE UP VIEW (int. dimensions)

UPSIDE-DOWN VIEW (int. dimenions)



INSIDE WALL DIMENSIONS



Coating (Int):
 Coating (Ext):

Seam Up: Flat
 Seam Dn: n/a

Wall Thickness: 8"
 Floor Height: 8"

Height (Int): 43"
 Height (Ext): 51"

Weight (Net): 4541 lb
 Volume (Net): 1.16cu.yd