

Job Name: 25-3170 - Publix BG
Job Location: Bowling Green, KY
Contractor: Scotty's Contracting & Stone, LLC

PC: C. Goff
 TECH: K. Cardwell
 Plant: Beaver Dam, KY



Structure ID: DBI6
 Spec: Storm
 Type: BX 8inW, 8inF
 Size: 36" x 36"

Rim: 576.42'
 Invert: 571.75'
 Rim to Invert: 4.67'

Sump: 0"
 Floor (Top): 571.75'
 Floor Height: 8"

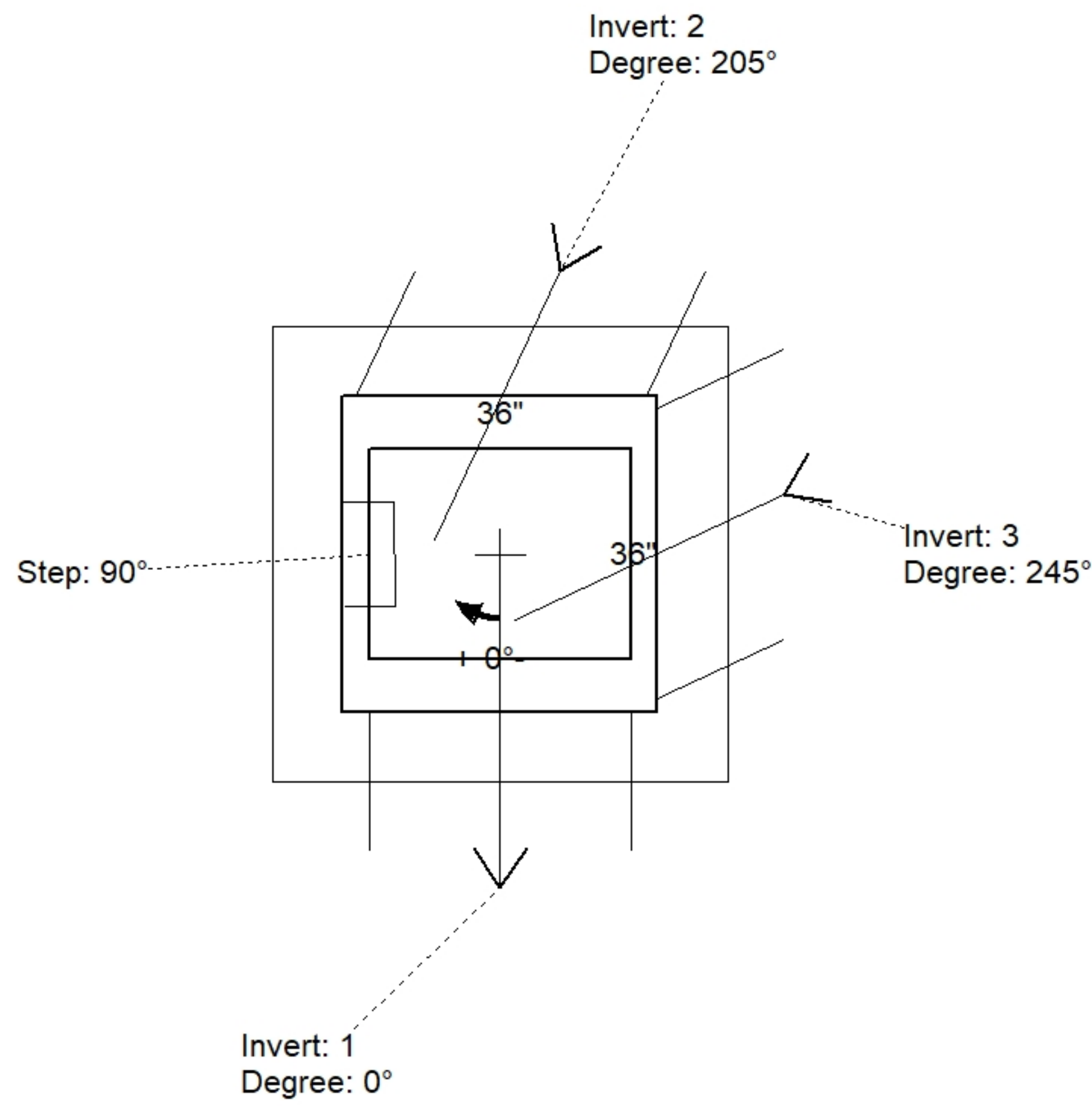
Floor (Bot): 571.083'
 Overall Height: 5.333'
 Slack: 0.04"

Structure Notes:

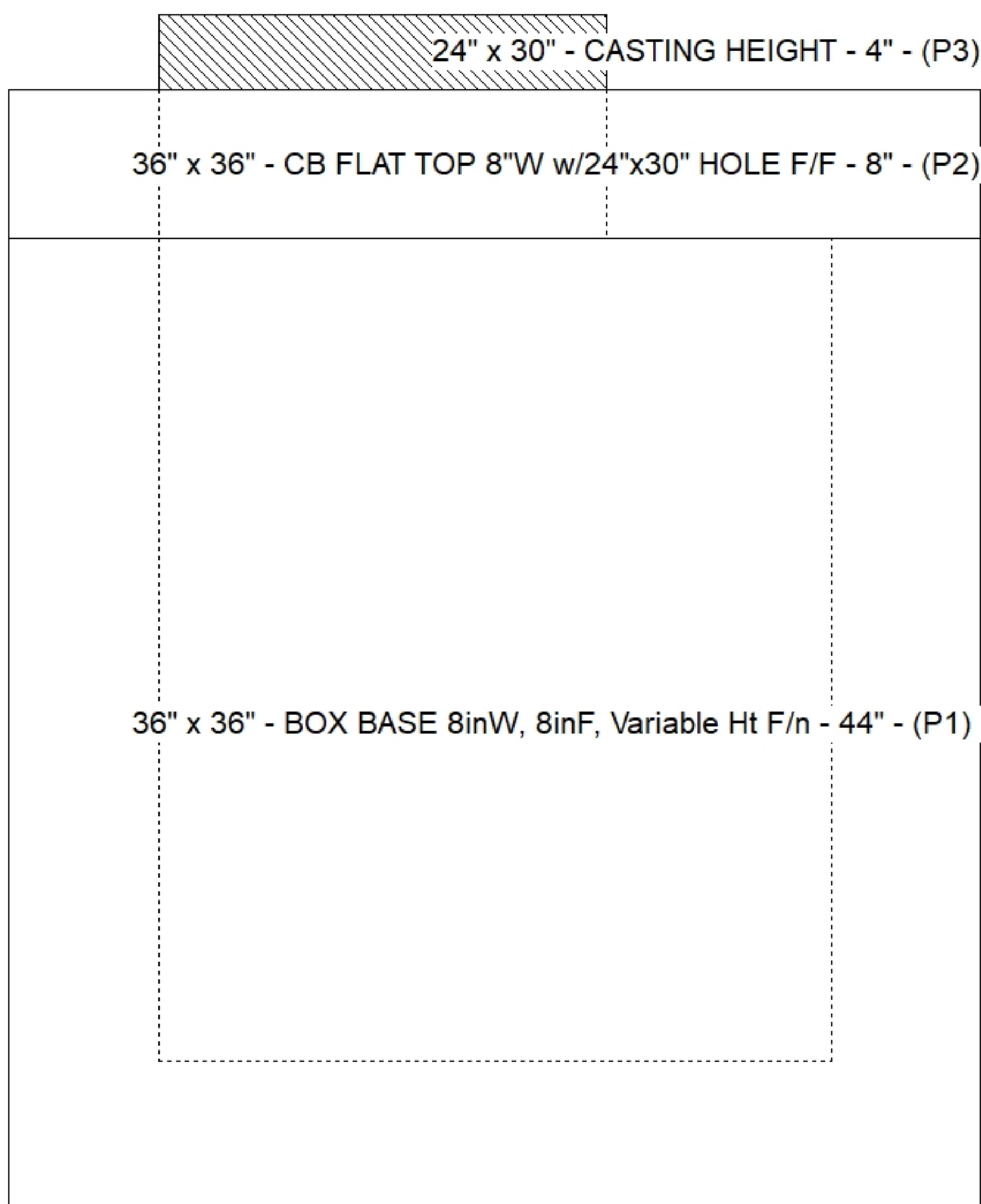
- PLAN LABEL: DBI 6
- PER ASTM C-913 SPECS
 - CONCRETE: 4,000 PSI AT 28 DAYS
 - REINFORCEMENT:
 - FLAT LID: #5 BAR @ 6" C.C. E.W. (GRADE 60)
 - BASE: #5 BAR @ 12" C.C. E.W. (GRADE 60)
 - STEPS AT 90 DEGREES
 - KY 460 FRAME & GRATE SUPPLIED BY ICAST

STRUCTURE SUMMARY:

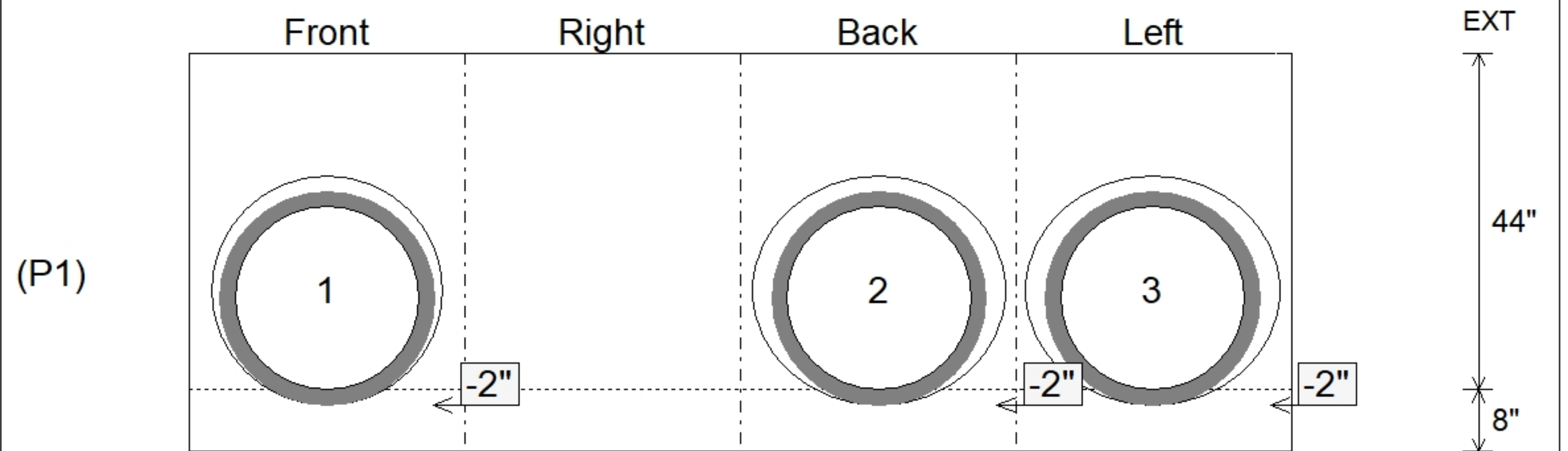
P3) 24" x 30" - CASTING HEIGHT - 4"	0 lb
P2) 36" x 36" - CB FLAT TOP 8"W w/24"x30" HOLE F/F - 8"	1332 lb
P1) 36" x 36" - BOX BASE 8inW, 8inF, Variable Ht F/n - 44"	5492 lb
1) CASTING - HOE KY-460-11 F/G (DBI 11)	421 lb
1) 36" x 36" - Conseal CS-102 1.00"	0 lb
1) 24" x 30" - Conseal CS-102 1.00"	0 lb
3) Hole - 30	0 lb
5) MH Step ML-10-TDS-NCR - 10"	0 lb
Structure Total:	7245 lb



Position	Elev	Angle	Pipe	Pipe OD	Hole	Connector	Up (")	Ref
Rim	576.42'							
Reducer								
Invert 1	571.75'	0°	24" ADS N-12	28"	30"	Hole 30	-2"	P1
Invert 2	571.75'	205°	24" ADS N-12	28"	30"	Hole 30	-2"	P1
Invert 3	571.75'	245°	24" ADS N-12	28"	30"	Hole 30	-2"	P1
Invert 4								
Invert 5								
Invert 6								
Invert 7								
Invert 8								



Cast (Int. Dim.) - Interior Dimensions



Submittal Drawing
 10/23/2025 7:20:19 AM

SUBMITTAL
 APPROVED BY: