

Job Name: 25-3132 Simpsonville Elementary
Job Location: Simpsonville, KY
Contractor: Joda International Inc.

PC: J. Jarvis
 TECH: J. Coppage
 Plant: Beaver Dam



Structure ID: **S-8**
 Spec: KO BOXES
 Type: BX 8inW, 8inF
 Size: 24" x 24"

Rim: 0'
 Invert: 0'
 Rim to Invert: 0'

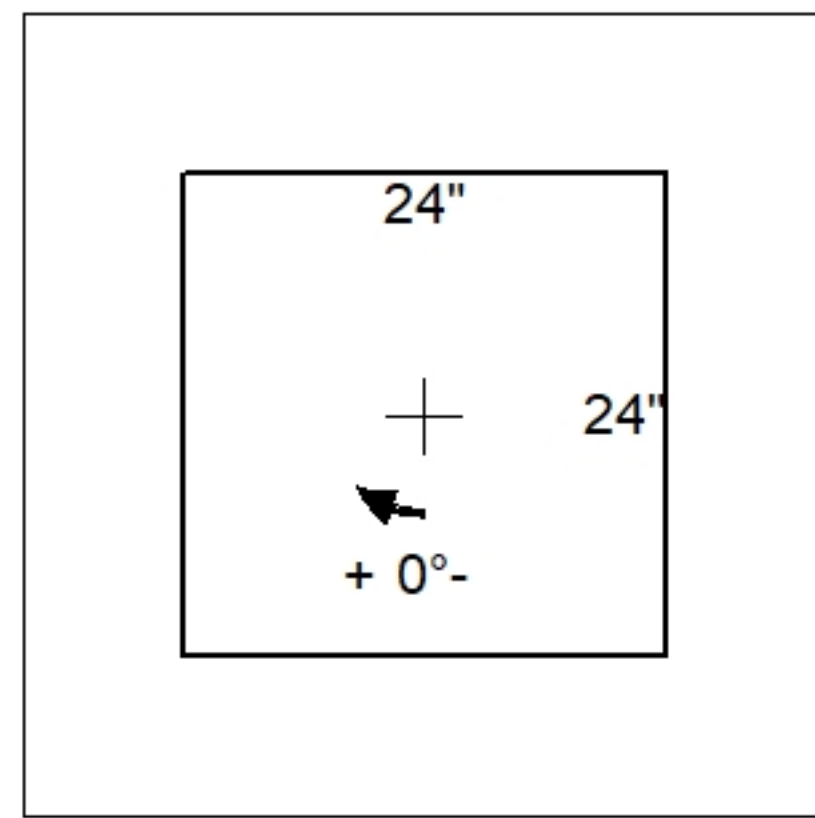
Sump: 43"
 Floor (Top): -3.583'
 Floor Height: 8"

Floor (Bot): -4.25'
 Overall Height: 4.25'
 Slack: 0"


- Structure Notes:
- PER ASTM C913 SPECIFICATIONS.
 - CONCRETE = 4,000 PSI AT 28 DAYS.
 - NO INVERT CHANNEL.
 - REINFORCING PER ASTM A615 (GRADE 60).
 - WALLS (As .12) #5 BARS AT 12" C.C.E.W.
 - FLOOR (As .12) #5 BARS AT 12" C.C.E.W.
 - JR HOE-280 W/ SOLID COVER PROVIDED BY ICAST.

STRUCTURE SUMMARY:

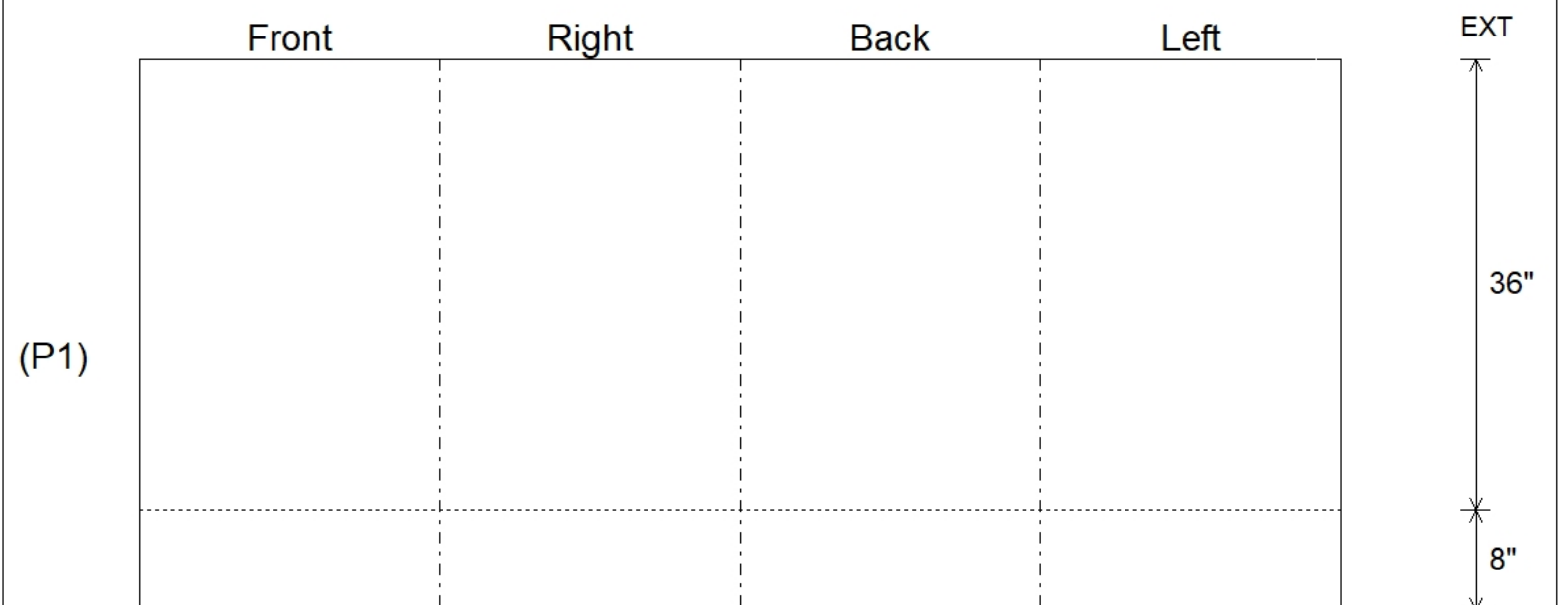
P3) 24" x 24" - CASTING HEIGHT - 4"	0 lb
P2) 24" x 24" - GRADE RING - 3"	258 lb
P1) 24" x 24" - KNOCKOUT BASE 8"W/F - STOCK - 36"	2564 lb
1) CASTING - HOE 280T F/G	182 lb
2) 24" x 24" - Conseal CS-102 1.00"	0 lb
Structure Total:	3004 lb



Position	Elev	Angle	Pipe	Pipe OD	Hole	Connector	Up ()	Ref
Rim	0'							
Reducer								
Invert 1								
Invert 2								
Invert 3								
Invert 4								
Invert 5								
Invert 6								
Invert 7								
Invert 8								



Default - Interior Dimensions



Submittal Drawing
 10/29/2025 8:51:46 AM

SUBMITTAL
 APPROVED BY: