

**Job Name: 25-3132 Simpsonville Elementary**  
**Job Location: Simpsonville, KY**  
**Contractor: Joda International Inc.**

PC: J. Jarvis  
 TECH: J. Coppage  
 Plant: Beaver Dam



Structure ID: S-1  
 Spec: KO BOXES  
 Type: BX 8inW, 8inF  
 Size: 24" x 24"

Rim: 0'  
 Invert: 0'  
 Rim to Invert: 0'

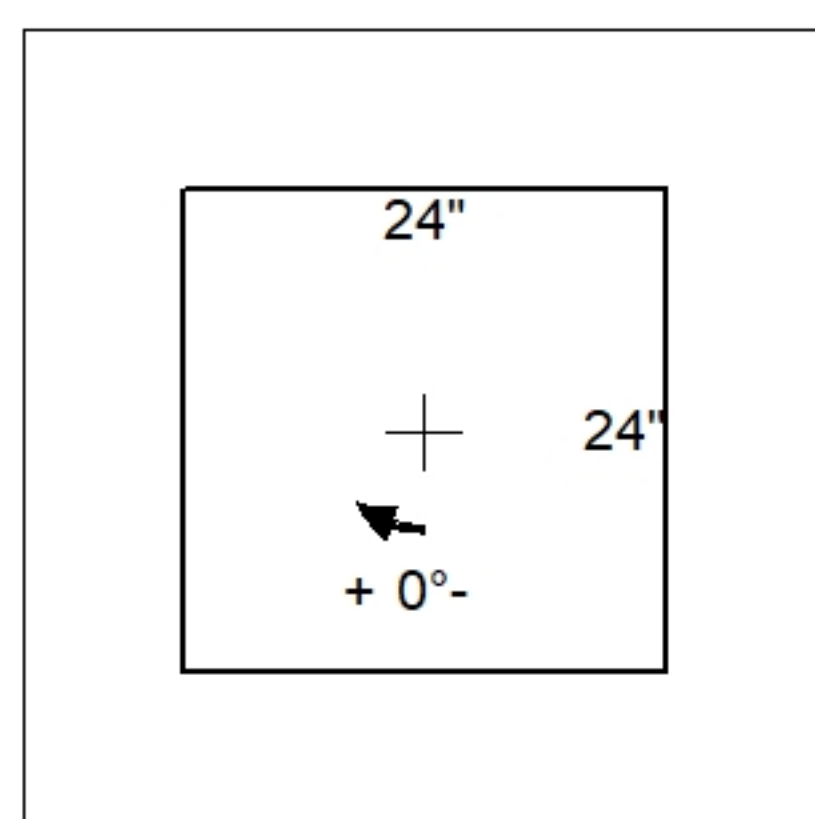
Sump: 44"  
 Floor (Top): -3.667'  
 Floor Height: 8"

Floor (Bot): -4.333'  
 Overall Height: 4.333'  
 Slack: 0"

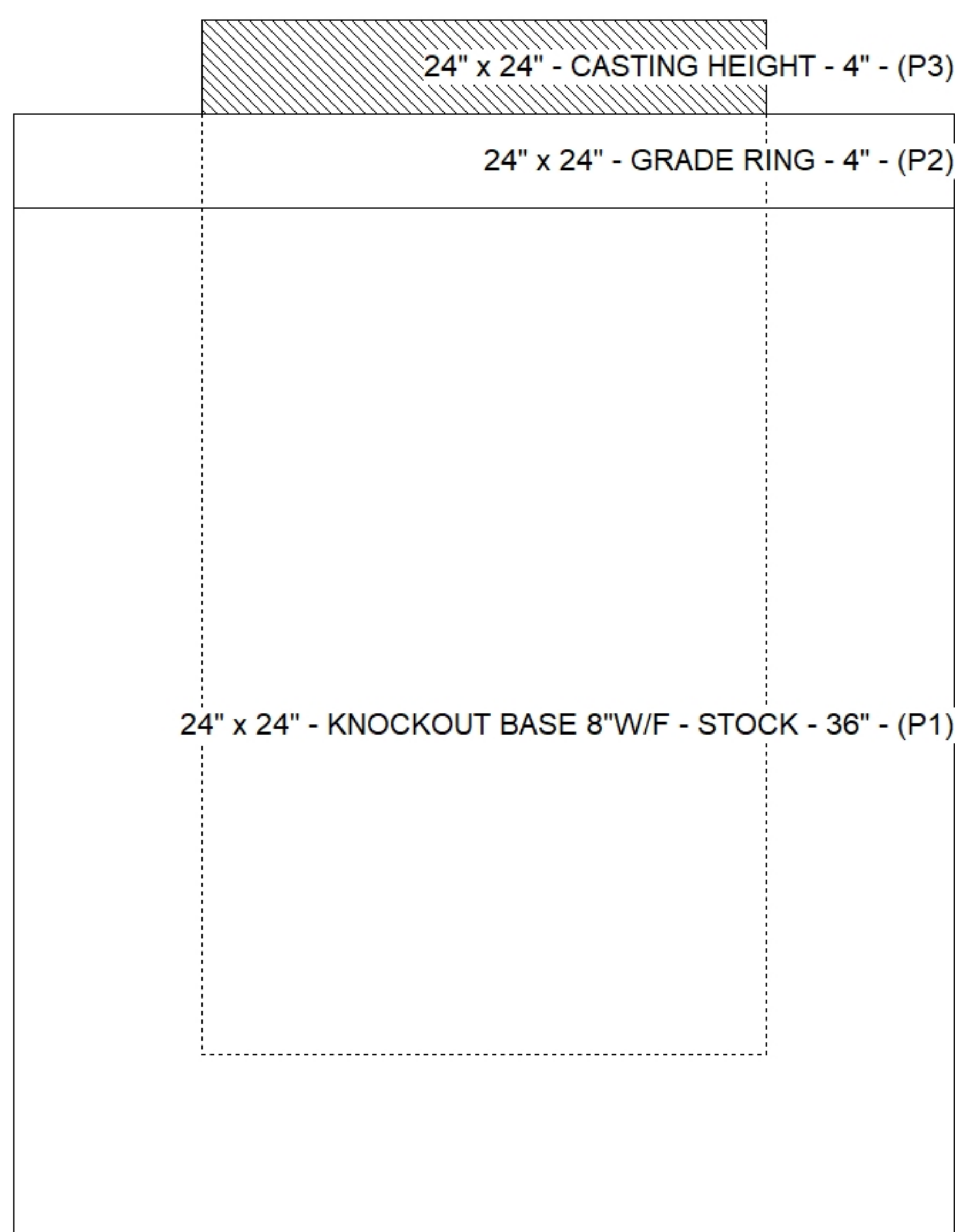
- Structure Notes:**
1. PER ASTM C913 SPECIFICATIONS.
  2. CONCRETE = 4,000 PSI AT 28 DAYS.
  3. NO INVERT CHANNEL.
  4. REINFORCING PER ASTM A615 (GRADE 60).  
 - WALLS (As .12) #5 BARS AT 12" C.C.E.W.  
 - FLOOR (As .12) #5 BARS AT 12" C.C.E.W.
  5. JR HOE-280 W/ SOLID COVER PROVIDED BY ICAST.

**STRUCTURE SUMMARY:**

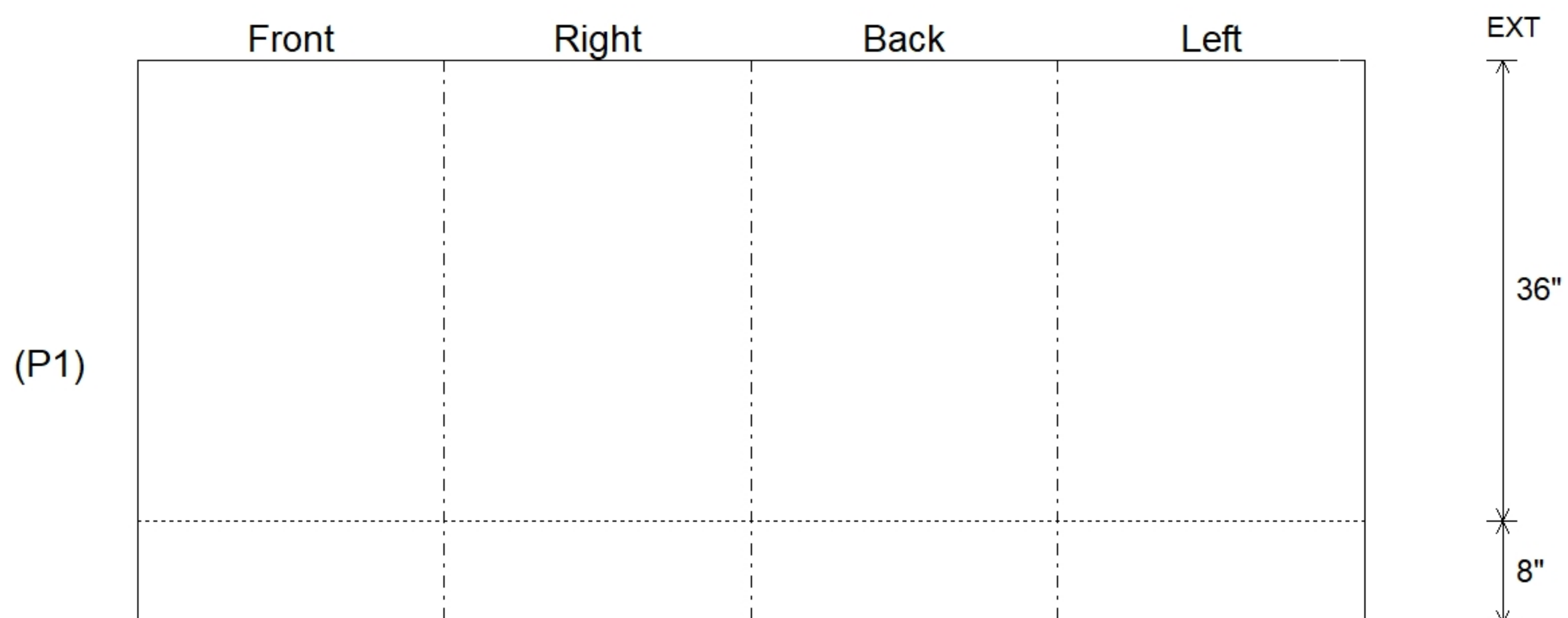
P3) 24" x 24" - CASTING HEIGHT - 4"	0 lb
P2) 24" x 24" - GRADE RING - 4"	344 lb
P1) 24" x 24" - KNOCKOUT BASE 8"W/F - STOCK - 36"	2564 lb
1) CASTING - HOE 280T F/G	182 lb
2) 24" x 24" - Conseal CS-102 1.00"	0 lb
<b>Structure Total:</b>	<b>3090 lb</b>



Position	Elev	Angle	Pipe	Pipe OD	Hole	Connector	Up ( )	Ref
Rim	0'							
Reducer								
Invert 1								
Invert 2								
Invert 3								
Invert 4								
Invert 5								
Invert 6								
Invert 7								
Invert 8								



**Default - Interior Dimensions**



Submittal Drawing  
 10/29/2025 8:51:46 AM

SUBMITTAL  
 APPROVED BY: