

Job Name: 25-3132 Simpsonville Elementary  
 Job Location: Simpsonville, KY  
 Contractor: Joda International Inc.

Plant: Beaver Dam  
 10/29/2025 8:44:25 AM

Tech: J. Coppage  
 PC: J. Jarvis



**Structure ID: CBI-S2**

**P1 BX2436-08BVF**

**BOX BASE 8inW, 8inF, Variable Ht**

P2) 24" x 36" - CASTING HEIGHT - 6"  
 P1) 24" x 36" - BOX BASE 8inW, 8inF, Variable Ht - 40"  
 1) CASTING - HOE 525 LV SET (F/G/H)  
 1) Hole - 20  
 1) Hole - 16

0 lb  
 5102 lb  
 442 lb  
 0 lb  
 0 lb  
 -----  
 Structure Total: 5544 lb

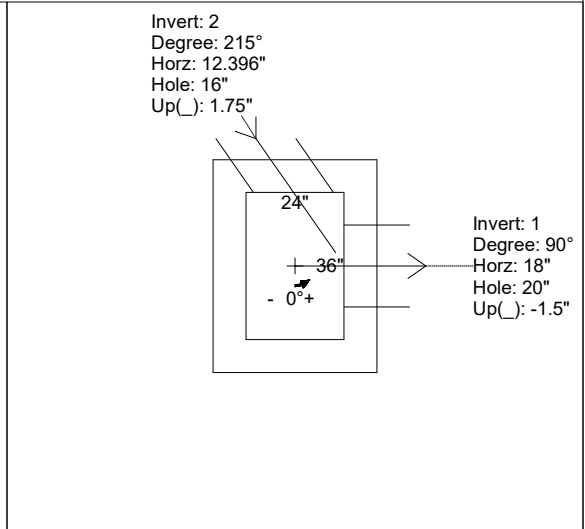
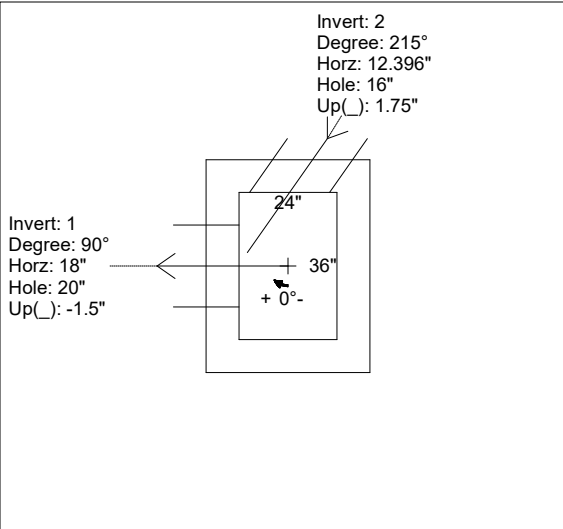
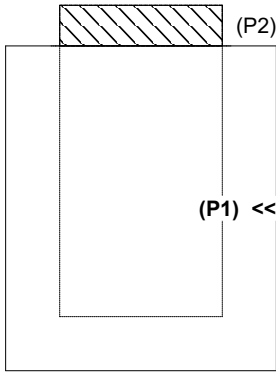
**Structure Notes:**  
 1. JR HOE HOE-525-LV PROVIDED BY ICAST.  
 2. PER LEFUCG CBI TYPE / ASTM C913 SPEC'S.  
 3. CONCRETE = 4,000 PSI AT 28 DAYS.  
 4. REINFORCING PER ASTM A615 (GRADE 60).  
 - WALLS (As .31) #5 BARS AT 12" C.C.E.W.  
 - FLOOR (As .31) #5 BARS AT 12" C.C.E.W.

Rim: 786.26' Rim to Invert: 3.87' Slack: 0.44" Sump: 0" Step Position:

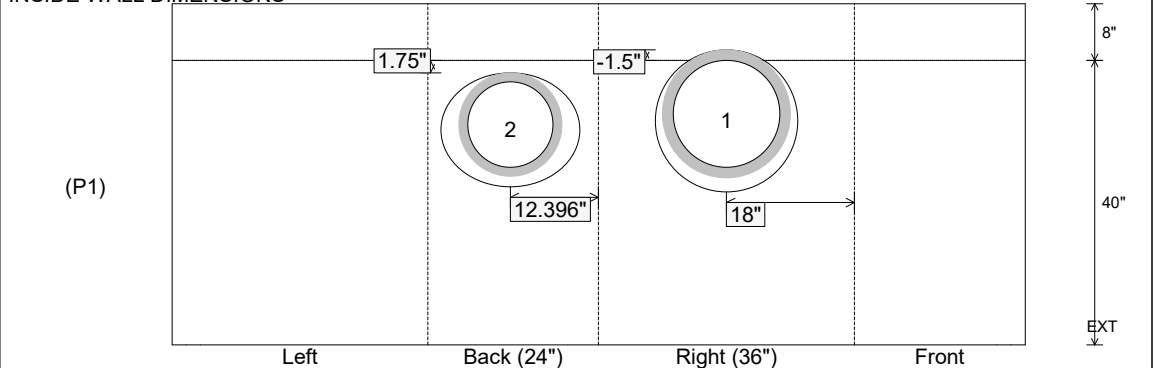
Position	Elev	Angle	Ext. (cw)	Pipe	Pipe OD	Connector	Hole	Horz Size	Up ( )	Offset
Invert 1	782.39'	90°	26"	15" ADS N-12	18"	Hole 20	20"	20"	-1.5"	0"
Invert 2	782.64'	215°	25.998"	12" ADS N-12	14.5"	Hole 16	16"	19.532"	1.75"	-10"
Invert 3										
Invert 4										
Invert 5										
Invert 6										
Invert 7										
Invert 8										

RIGHT-SIDE UP VIEW (int. dimensions)

UPSIDE-DOWN VIEW (int. dimensions)



INSIDE WALL DIMENSIONS



Coating (Int):  
 Coating (Ext):

Seam Up: Flat  
 Seam Dn: n/a

Wall Thickness: 8"  
 Floor Height: 8"

Height (Int): 40"  
 Height (Ext): 48"

Weight (Net): 5102 lb  
 Volume (Net): 1.3cu.yd