

Job Name: 25-3118 - W6 Ph 2-C Force Main Improvements
 Job Location: Fort Mitchell, KY 41017
 Contractor: Lykins Contracting

Plant: 100

Tech: J. Horsley - A

3/26/2026 2:15:28 PM

PC: Celina Goff



Structure ID: 2301566

P5 MH048RS60

MH RISER T/G

- P7) 24" - CASTING HEIGHT - 7"
- P6) 48" - CON CONE w/24" HOLE F/G - 24"
- P5) 48" - MH RISER T/G - 60"
- P4) 48" - MH RISER T/G - 60"
- P3) 48" - MH RISER T/G - 60"
- P2) 60" - MH Transition Slab 48" Hole T/G - 15"
- P1) 60" - MH BASE (12"F) Custom Ht T/n - 66"
- 1) 60" - MH INVERT CHANNEL - FULL HEIGHT
- 1) 60" - Conseal CS-102 1.00" (Double)
- 4) 48" - Conseal CS-102 1.00" (Double)
- 2) A-Lok - 1235
- 22) MH Step ML-10-TDS-NCR - 10"

0 lb
 2252 lb
 4192 lb
 4192 lb
 4192 lb
 2204 lb
 9635 lb
 2692 lb
 0 lb
 0 lb
 2 lb
 0 lb

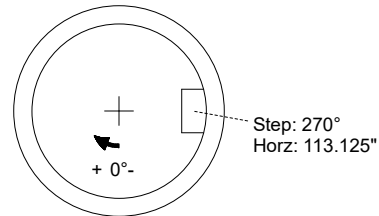
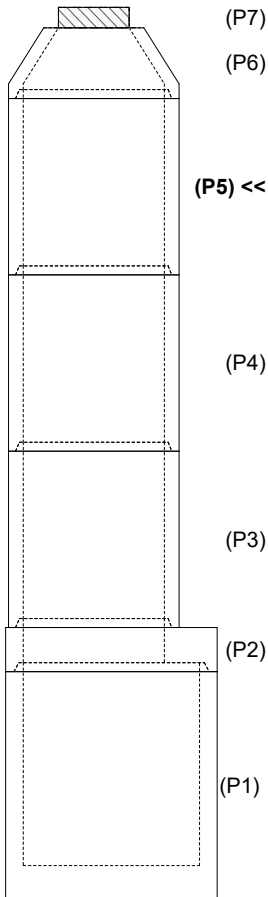
 Structure Total: 29360 lb

- Structure Notes:**
1. PER ASTM C-478 SPECIFICATIONS
 2. CONCRETE: 4,000 PSI AT 28 DAYS
 3. REINFORCEMENT: PER ASTM A615
 4. STEPS AT 270 DEGREES
 5. 7" CASTING SUPPLIED BY OTHERS

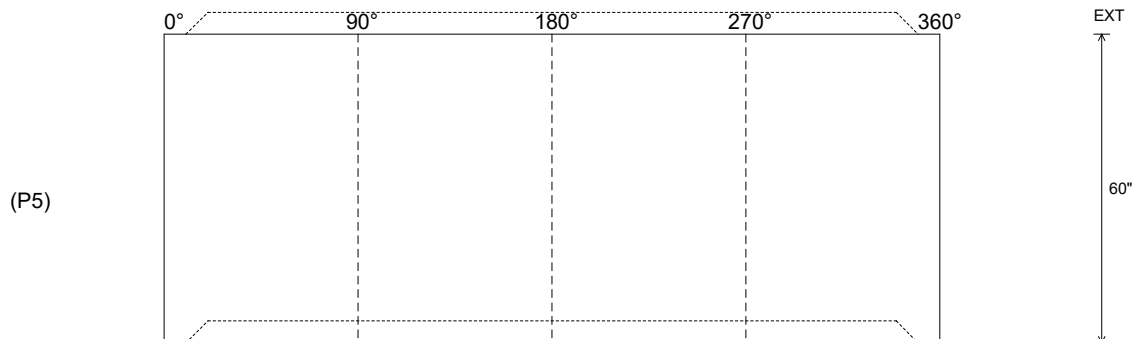
Rim: 769.68' Rim to Invert: 24.27' Slack: 2.24" Sump: 3" Step Position: 270°

Position	Elev	Angle	Ext. (cw)	Pipe	Pipe OD	Connector	Hole	Horz Size	Up ()	Offset
Invert 1										
Invert 2										
Invert 3										
Invert 4										
Invert 5										
Invert 6										
Invert 7										
Invert 8										

RIGHT-SIDE UP VIEW (int. dimensions)



INSIDE WALL DIMENSIONS



Coating (Int):
 Coating (Ext):

Seam Up: Tongue
 Seam Dn: Groove

Wall Thickness: 5"
 Floor Height: 0"

Height (Int): 60"
 Height (Ext): 60"

Weight (Net): 4192 lb
 Volume (Net): 1.07cu.yd