

Job Name: 25-3118 - W6 Ph 2-C Force Main Improvements  
 Job Location: Fort Mitchell, KY 41017  
 Contractor: Lykins Contracting

Plant: 100

3/27/2026 11:40:55 AM

Tech: J. Horsley - A

PC: Celina Goff



**Structure ID: 2301565**

**P5 GR3**

**GRADE RING F/F**

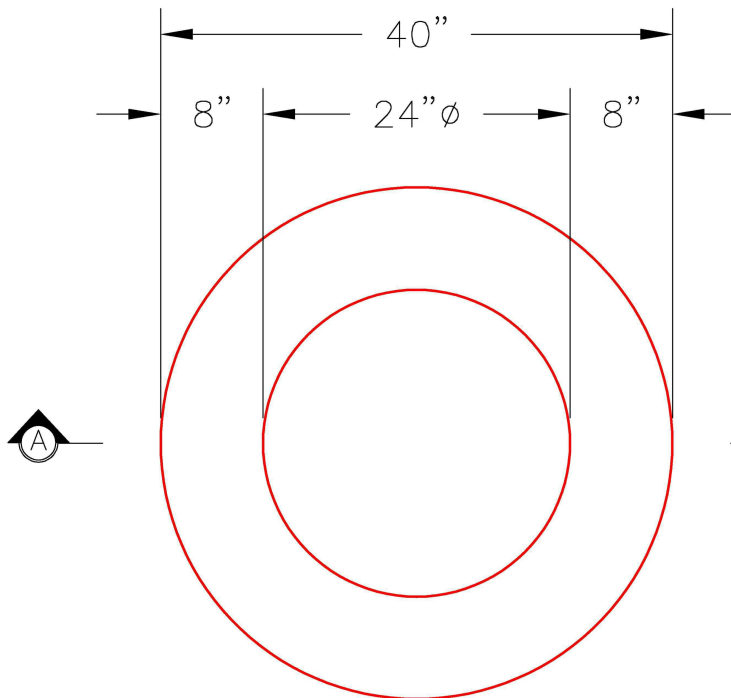
- P6) 24" - CASTING HEIGHT - 7"
- P5) 24" - GRADE RING F/F - 3"
- P4) 48" - CON CONE w/24" HOLE F/G - 36"
- P3) 48" - MH RISER T/G - 48"
- P2) 60" - MH Transition Slab 48" Hole T/G - 15"
- P1) 60" - MH BASE w/DROP Custom Ht T/n - 72"
- 1) 60" - MH INVERT CHANNEL - FULL HEIGHT
- 1) SECONDARY POUR - Add Exterior Drop to Base (P1)
- 1) 60" - Conseal CS-102 1.00" (Double)
- 2) 48" - Conseal CS-102 1.00" (Double)
- 2) A-Lok - 1235
- 1) Drop Tee - 8" PVC
- 1) Drop Elbow - 8" PVC
- 13) MH Step ML-10-TDS-NCR - 10"

0 lb  
 202 lb  
 2252 lb  
 3353 lb  
 2204 lb  
 8838 lb  
 2692 lb  
 3440 lb  
 0 lb  
 0 lb  
 2 lb  
 0 lb  
 0 lb  
 0 lb  
 0 lb  
 0 lb  
 22984 lb

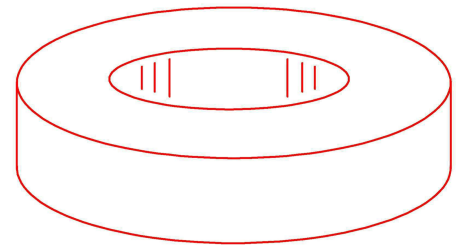
Structure Total: 22984 lb

Structure Notes:

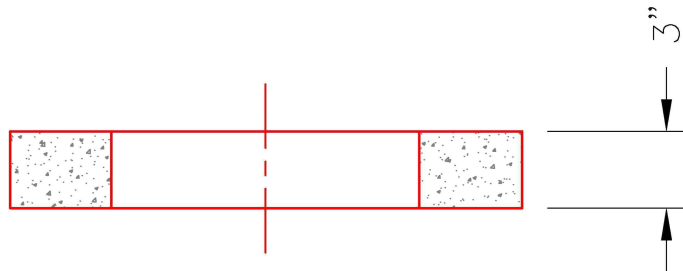
1. PER ASTM C-478 SPECIFICATIONS
2. CONCRETE: 4,000 PSI AT 28 DAYS
3. REINFORCEMENT: (1) #3 HOOP CENTERED (GRADE 60)



**PLAN VIEW**



**ISOMETRIC VIEW**



**SECTION A-A**

Coating (Int):  
 Coating (Ext):

Seam Up: Flat  
 Seam Dn: Flat

Wall Thickness: 8"

Height (Ext): 3"

Weight (Net): 202 lb  
 Volume (Net): 0.05cu.yd