

Job Name: 25-3118 - W6 Ph 2-C Force Main Improvements
 Job Location: Fort Mitchell, KY 41017
 Contractor: Lykins Contracting

Plant: 100

3/27/2026 11:40:08 AM

Tech: J. Horsley - A

PC: Celina Goff



Structure ID: 2301547

P5 GR4

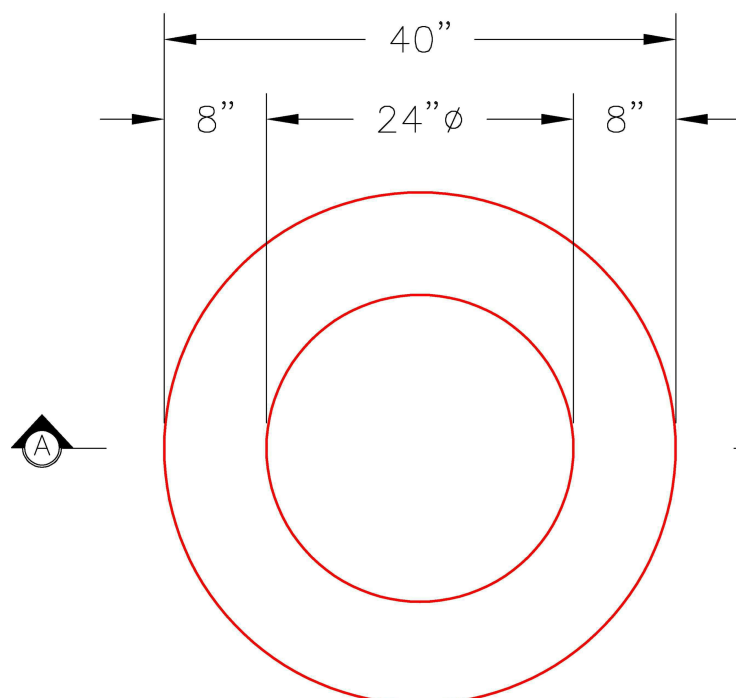
GRADE RING F/F

- P6) 24" - CASTING HEIGHT - 7"
- P5) 24" - GRADE RING F/F - 4"
- P4) 48" - CON CONE w/24" HOLE F/G - 36"
- P3) 72" - MH Transition Slab 48" Hole T/G - 15"
- P2) 72" - MH RISER w/DROP Custom Ht T/G - 72"
- P1) 72" - MH BASE (10"F) w/DROP Custom Ht T/n - 72"
- 1) 72" - MH INVERT CHANNEL - FULL HEIGHT
- 1) SECONDARY POUR - Add Exterior Drop to Base (P1)
- 1) SECONDARY POUR - Add Exterior Drop to Riser (P2)
- 2) 72" - Conseal CS-102 1.00" (Double)
- 1) 48" - Conseal CS-102 1.00" (Double)
- 2) A-Lok - 1235
- 1) Drop Tee - 8" PVC
- 1) Drop Elbow - 8" PVC
- 16) MH Step ML-10-TDS-NCR - 10"

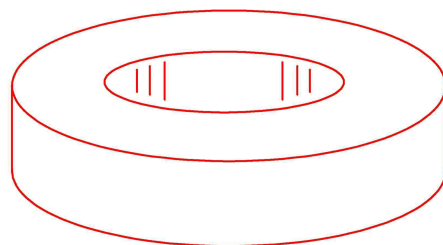
- 0 lb
- 270 lb
- 2252 lb
- 3864 lb
- 10463 lb
- 17336 lb
- 5422 lb
- 3526 lb
- 3096 lb
- 0 lb
- 0 lb
- 2 lb
- 0 lb
- 0 lb
- 0 lb
- 0 lb

Structure Notes:
 1. PER ASTM C-478 SPECIFICATIONS
 2. CONCRETE: 4,000 PSI AT 28 DAYS
 3. REINFORCEMENT: (1) #3 HOOP CENTERED (GRADE 60)

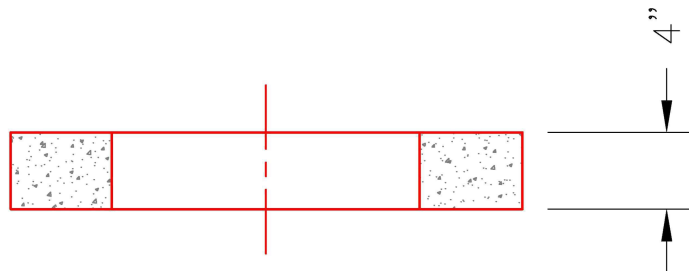
Structure Total: 46231 lb



PLAN VIEW



ISOMETRIC VIEW



SECTION A-A

Coating (Int):
 Coating (Ext):

Seam Up: Flat
 Seam Dn: Flat

Wall Thickness: 8"

Height (Ext): 4"

Weight (Net): 270 lb
 Volume (Net): 0.07cu.yd