

Job Name: 25-3118 - W6 Ph 2-C Force Main Improvements
Job Location: Fort Mitchell, KY 41017
Contractor: Lykins Contracting

PC: Celina Goff
 TECH: J. Horsley - A
 Plant: 100



Structure ID: **2301543**
 Spec: Sanitary
 Type: SAN.MH Transition
 Size: 60"

Rim: 754.68'
 Invert: 734.12'
 Rim to Invert: 20.56'

Sump: 3"
 Floor (Top): 733.87'
 Floor Height: 12"

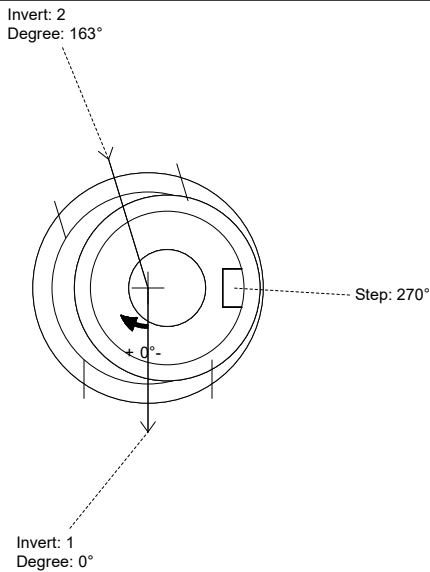
Floor (Bot): 732.87'
 Overall Height: 21.667'
 Slack: 1.72"

Structure Notes:

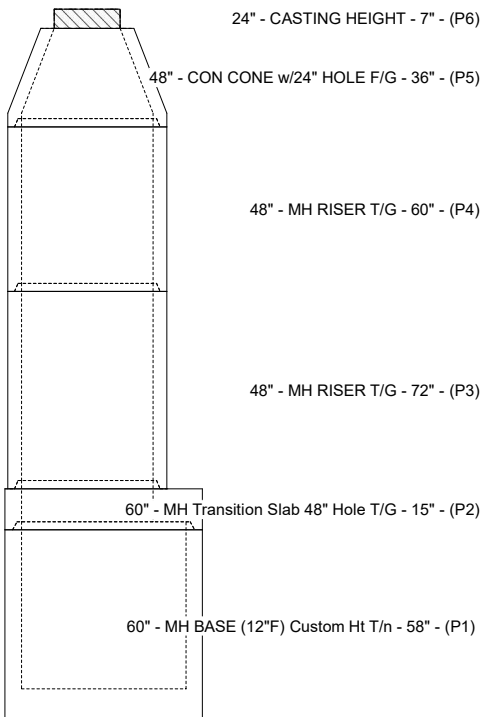
- PER ASTM C-478 SPECIFICATIONS
- CONCRETE: 4,000 PSI AT 28 DAYS
- REINFORCEMENT:
 - CONE & RISERS: PER ASTM A615
 - TRANSITION SLAB: #5 BAR @ 6" C.C. E.W. (GRADE 60)
 - BASE WALLS: PER ASTM A615 - DOUBLE MAT
 - BASE FLOOR: #5 BAR @ 12" C.C. E.W. (GRADE 60)
- INVERT CHANNEL REQUIRED
- STEPS AT 270 DEGREES
- 7" CASTING SUPPLIED BY OTHERS

STRUCTURE SUMMARY:

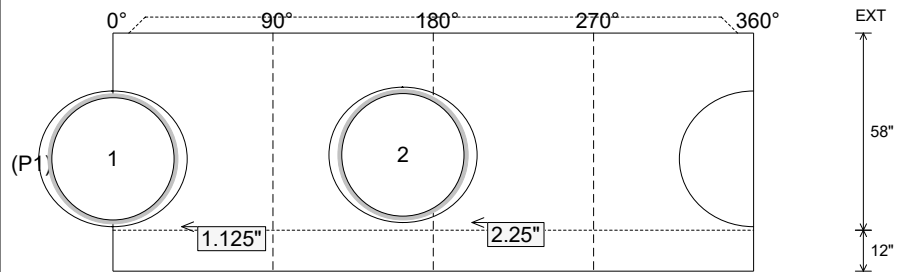
P6) 24" - CASTING HEIGHT - 7"	0 lb
P5) 48" - CON CONE w/24" HOLE F/G - 36"	2252 lb
P4) 48" - MH RISER T/G - 60"	4192 lb
P3) 48" - MH RISER T/G - 72"	5030 lb
P2) 60" - MH Transition Slab 48" Hole T/G - 15"	2204 lb
P1) 60" - MH BASE (12"F) Custom Ht T/n - 58"	8800 lb
1) 60" - MH INVERT CHANNEL - FULL HEIGHT	2692 lb
1) 60" - Conseal CS-102 1.00" (Double)	0 lb
3) 48" - Conseal CS-102 1.00" (Double)	0 lb
2) A-Lok - 1235	2 lb
19) MH Step ML-10-TDS-NCR - 10"	0 lb
Structure Total:	25172 lb



Position	Elev	Angle	Pipe	Pipe OD	Hole	Connector	Up ()	Ref
Rim	754.68'							
Reducer	738.703'							
Invert 1	734.12'	0°	36" PVC SDR35/F679	38.3"	39.88"	A-Lok 1235	1.125"	P1
Invert 2	734.22'	163°	36" PVC SDR35/F679	38.3"	39.88"	A-Lok 1235	2.25"	P1
Invert 3								
Invert 4								
Invert 5								
Invert 6								
Invert 7								
Invert 8								



Cast (Int. Dim.) - Interior Dimensions



Submittal Drawing
 3/17/2026 12:35:12 PM

SUBMITTAL
 APPROVED BY: