

Job Name: 25-3118 - W6 Ph 2-C Force Main Improvements
Job Location: Fort Mitchell, KY 41017
Contractor: Lykins Contracting

PC: Celina Goff
 TECH: J. Horsley - A
 Plant: 100



Structure ID: **2301539**
 Spec: Sanitary
 Type: SAN.MH Transition
 Size: 60"

Rim: 750.02'
 Invert: 732.93'
 Rim to Invert: 17.09'

Sump: 3"
 Floor (Top): 732.68'
 Floor Height: 10"

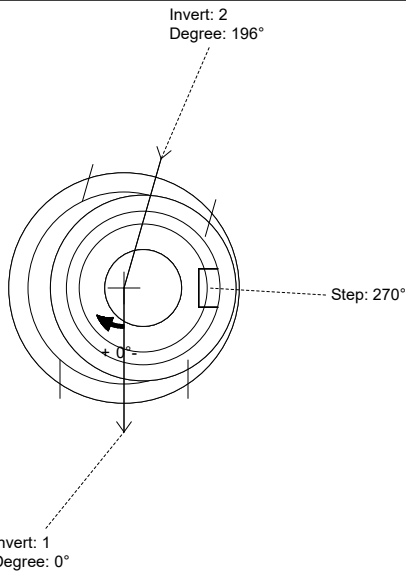
Floor (Bot): 731.847'
 Overall Height: 18.167'
 Slack: 0.08"

Structure Notes:

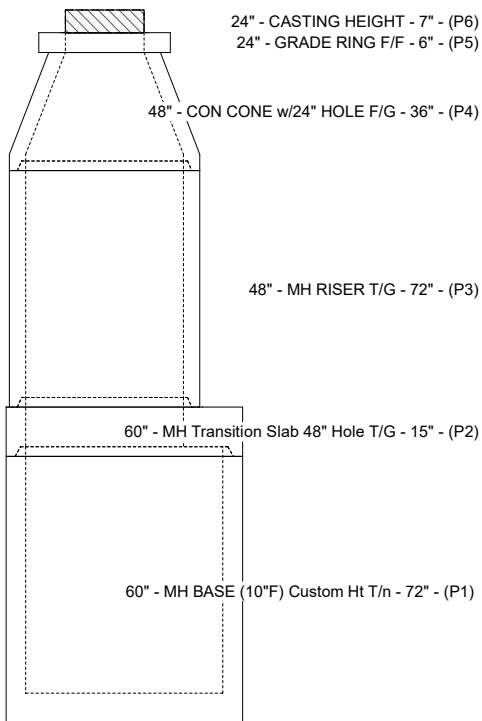
- PER ASTM C-478 SPECIFICATIONS
- CONCRETE: 4,000 PSI AT 28 DAYS
- REINFORCEMENT:
 - CONE & RISER: PER ASTM A615
 - TRANSITION SLAB: #5 BAR @ 6" C.C. E.W. (GRADE 60)
 - BASE WALLS: PER ASTM A615 - DOUBLE MAT
 - BASE FLOOR: #5 BAR @ 12" C.C. E.W. (GRADE 60)
- INVERT CHANNEL REQUIRED
- STEPS AT 270 DEGREES
- 7" CASTING SUPPLIED BY OTHERS

STRUCTURE SUMMARY:

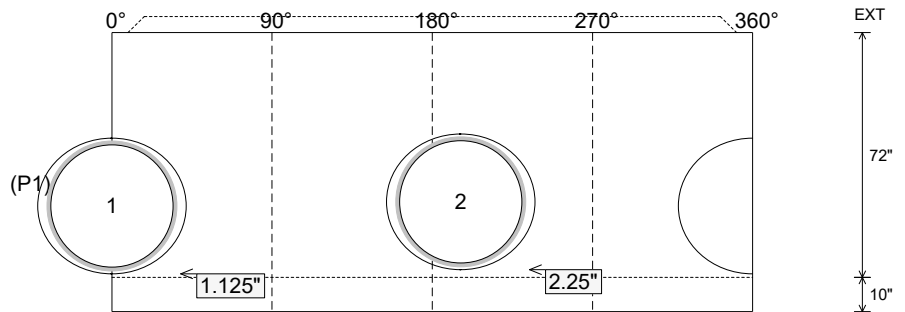
P6) 24" - CASTING HEIGHT - 7"	0 lb
P5) 24" - GRADE RING F/F - 6"	405 lb
P4) 48" - CON CONE w/24" HOLE F/G - 36"	2252 lb
P3) 48" - MH RISER T/G - 72"	5030 lb
P2) 60" - MH Transition Slab 48" Hole T/G - 15"	2204 lb
P1) 60" - MH BASE (10"F) Custom Ht T/n - 72"	9578 lb
1) 60" - MH INVERT CHANNEL - FULL HEIGHT	2692 lb
1) 60" - Conseal CS-102 1.00" (Double)	0 lb
2) 48" - Conseal CS-102 1.00" (Double)	0 lb
2) A-Lok - 1235	2 lb
15) MH Step ML-10-TDS-NCR - 10"	0 lb
Structure Total:	22164 lb



Position	Elev	Angle	Pipe	Pipe OD	Hole	Connector	Up (L)	Ref
Rim	750.02'							
Reducer	738.68'							
Invert 1	732.93'	0°	36" PVC SDR35/F679	38.3"	39.88"	A-Lok 1235	1.125"	P1
Invert 2	733.03'	196°	36" PVC SDR35/F679	38.3"	39.88"	A-Lok 1235	2.25"	P1
Invert 3								
Invert 4								
Invert 5								
Invert 6								
Invert 7								
Invert 8								



Cast (Int. Dim.) - Interior Dimensions



Submittal Drawing
 3/17/2026 12:35:01 PM

SUBMITTAL
 APPROVED BY: