

Job Name: 25-3118 - W6 Ph 2-C Force Main Improvements
 Job Location: Fort Mitchell, KY 41017
 Contractor: Lykins Contracting

Plant: 100

Tech: J. Horsley - A

3/26/2026 2:14:28 PM

PC: Celina Goff



Structure ID: 2301538

P6 MH048RS72

MH RISER T/G

- P8) 24" - CASTING HEIGHT - 7"
- P7) 48" - CON CONE w/24" HOLE F/G - 24"
- P6) 48" - MH RISER T/G - 72"
- P5) 48" - MH RISER T/G - 72"
- P4) 60" - MH Transition Slab 48" Hole T/G - 15"
- P3) 60" - MH RISER w/DROP T/G - 60"
- P2) 60" - MH RISER w/DROP Custom Ht T/G - 38"
- P1) 60" - MH BASE (14"F) w/DROP Custom Ht T/n - 72"
- 1) 60" - MH INVERT CHANNEL - FULL HEIGHT
- 1) SECONDARY POUR - Add Exterior Drop to Base (P1)
- 1) SECONDARY POUR - Add Exterior Drop to Riser (P2)
- 1) SECONDARY POUR - Add Exterior Drop to Riser (P3)
- 3) 60" - Conseal CS-102 1.00" (Double)
- 3) 48" - Conseal CS-102 1.00" (Double)
- 2) A-Lok - 1235
- 1) Drop Tee - 8" PVC
- 1) Drop Elbow - 8" PVC
- 28) MH Step ML-10-TDS-NCR - 10"

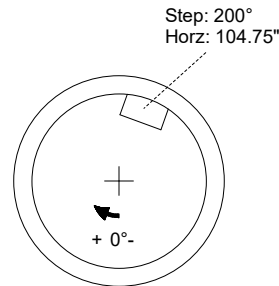
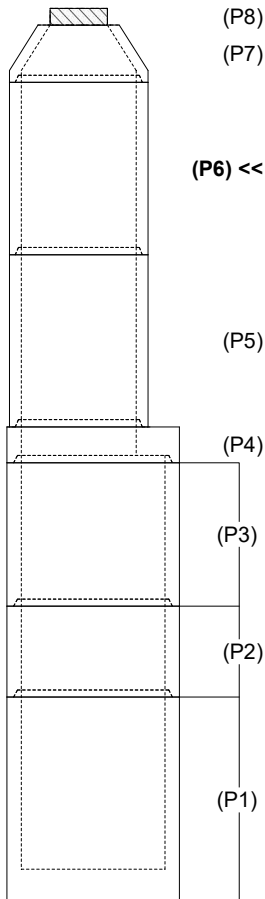
- 0 lb
- 2252 lb
- 5030 lb
- 5030 lb
- 2204 lb
- 6235 lb
- 3967 lb
- 14615 lb
- 2692 lb
- 3698 lb
- 1634 lb
- 2580 lb
- 0 lb
- 0 lb
- 2 lb
- 0 lb
- 0 lb
- 0 lb
- Structure Total: 49939 lb

- Structure Notes:
1. PER ASTM C-478 SPECIFICATIONS
 2. CONCRETE: 4,000 PSI AT 28 DAYS
 3. REINFORCEMENT: PER ASTM A615
 4. STEPS AT 200 DEGREES
 5. 7" CASTING SUPPLIED BY OTHERS

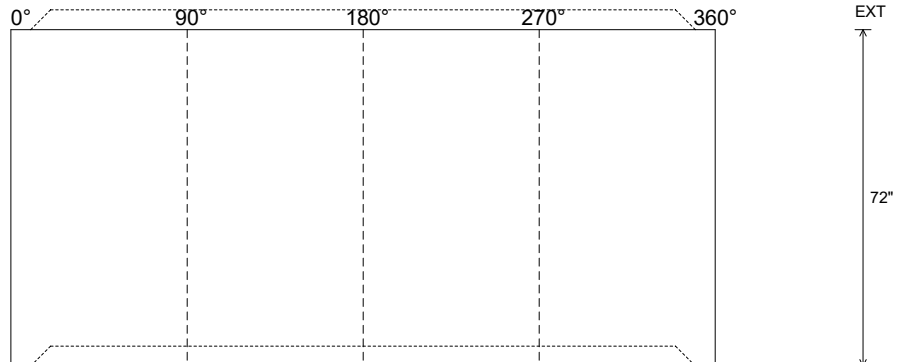
Rim: 762.81' Rim to Invert: 29.97' Slack: 2.64" Sump: 3" Step Position: 200°

Position	Elev	Angle	Ext. (cw)	Pipe	Pipe OD	Connector	Hole	Horz Size	Up ()	Offset
Invert 1										
Invert 2										
Invert 3										
Invert 4										
Invert 5										
Invert 6										
Invert 7										
Invert 8										

RIGHT-SIDE UP VIEW (int. dimensions)



INSIDE WALL DIMENSIONS



Coating (Int):
Coating (Ext):

Seam Up: Tongue
Seam Dn: Groove

Wall Thickness: 5"
Floor Height: 0"

Height (Int): 72"
Height (Ext): 72"

Weight (Net): 5030 lb
Volume (Net): 1.28cu.yd