

Job Name: 25-3118 - W6 Ph 2-C Force Main Improvements
 Job Location: Fort Mitchell, KY 41017
 Contractor: Lykins Contracting

Plant: 100

Tech: J. Horsley - A

3/26/2026 2:14:16 PM

PC: Celina Goff



Structure ID: 2301533

P3 MH048RS36

MH RISER T/G

- P5) 24" - CASTING HEIGHT - 7"
- P4) 48" - CON CONE w/24" HOLE F/G - 24"
- P3) 48" - MH RISER T/G - 36"
- P2) 72" - MH Transition Slab 48" Hole T/G - 15"
- P1) 72" - MH BASE Custom Ht T/n - 74"
- 1) 72" - MH INVERT CHANNEL - FULL HEIGHT
- 1) 72" - Conseal CS-102 1.00" (Double)
- 2) 48" - Conseal CS-102 1.00" (Double)
- 2) A-Lok - 1235
- 1) PSX - 16L NYLO
- 12) MH Step ML-10-TDS-NCR - 10"

0 lb
 2252 lb
 2515 lb
 3864 lb
 13028 lb
 5422 lb
 0 lb
 0 lb
 2 lb
 8 lb
 0 lb

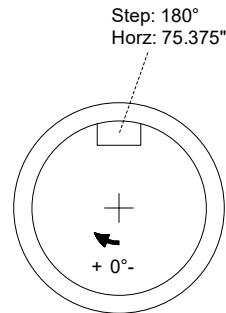
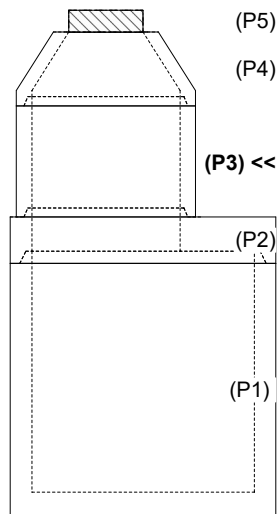
 Structure Total: 27091 lb

- Structure Notes:
1. PER ASTM C-478 SPECIFICATIONS
 2. CONCRETE: 4,000 PSI AT 28 DAYS
 3. REINFORCEMENT: PER ASTM A615
 4. STEPS AT 180 DEGREES
 5. 7" CASTING SUPPLIED BY OTHERS

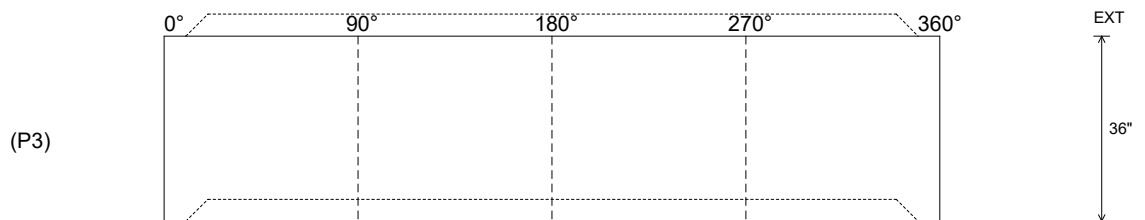
Rim: 743.09' Rim to Invert: 12.98' Slack: 2.76" Sump: 3" Step Position: 180°

Position	Elev	Angle	Ext. (cw)	Pipe	Pipe OD	Connector	Hole	Horz Size	Up ()	Offset
Invert 1										
Invert 2										
Invert 3										
Invert 4										
Invert 5										
Invert 6										
Invert 7										
Invert 8										

RIGHT-SIDE UP VIEW (int. dimensions)



INSIDE WALL DIMENSIONS



Coating (Int):
 Coating (Ext):

Seam Up: Tongue
 Seam Dn: Groove

Wall Thickness: 5"
 Floor Height: 0"

Height (Int): 36"
 Height (Ext): 36"

Weight (Net): 2515 lb
 Volume (Net): 0.64cu.yd