

Job Name: 25-3118 - W6 Ph 2-C Force Main Improvements
 Job Location: Fort Mitchell, KY 41017
 Contractor: Lykins Contracting

Plant: 100

Tech: J. Horsley - A

3/26/2026 2:15:58 PM

PC: Celina Goff



Structure ID: 2301095

P2 MH048RS60

MH RISER T/G

- P4) 24" - CASTING HEIGHT - 7"
- P3) 48" - CON CONE w/24" HOLE F/G - 36"
- P2) 48" - MH RISER T/G - 60"
- P1) 48" - MH BASE (08"F) T/n - 30"
- 1) 48" - MH INVERT CHANNEL - FULL HEIGHT
- 2) 48" - Conseal CS-102 1.00" (Double)
- 2) PSX - 12-08 NYLO
- 10) MH Step ML-10-TDS-NCR - 10"

0 lb
 2252 lb
 4192 lb
 3774 lb
 1440 lb
 0 lb
 16 lb
 0 lb

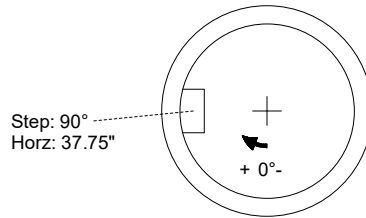
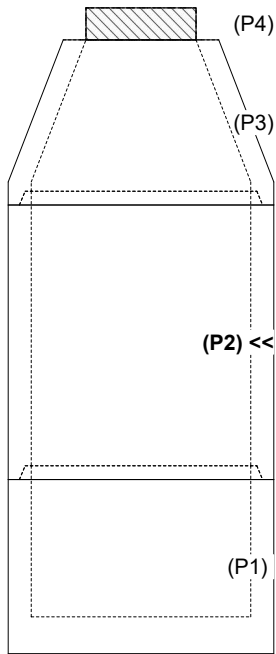
 Structure Total: 11673 lb

- Structure Notes:
1. PER ASTM C-478 SPECIFICATIONS
 2. CONCRETE: 4,000 PSI AT 28 DAYS
 3. REINFORCEMENT: PER ASTM A615
 4. STEPS AT 90 DEGREES
 5. 7" CASTING SUPPLIED BY OTHERS

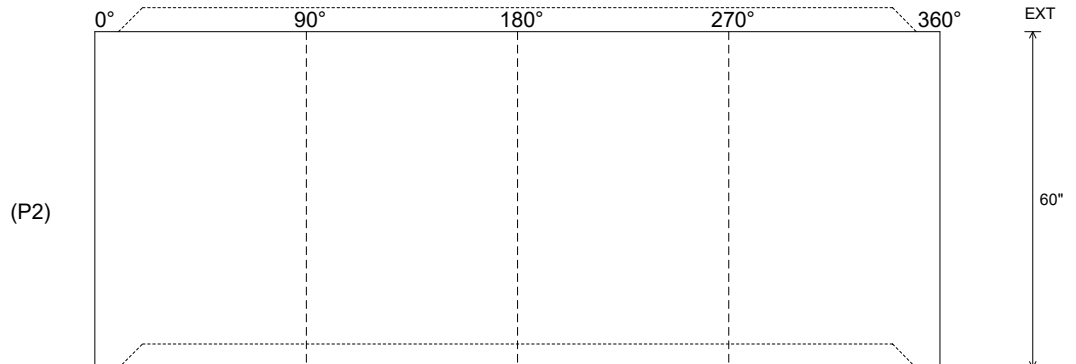
Rim: 745.92' Rim to Invert: 11.19' Slack: 3.28" Sump: 2" Step Position: 90°

Position	Elev	Angle	Ext. (cw)	Pipe	Pipe OD	Connector	Hole	Horz Size	Up ()	Offset
Invert 1										
Invert 2										
Invert 3										
Invert 4										
Invert 5										
Invert 6										
Invert 7										
Invert 8										

RIGHT-SIDE UP VIEW (int. dimensions)



INSIDE WALL DIMENSIONS



Coating (Int):
 Coating (Ext):

Seam Up: Tongue
 Seam Dn: Groove

Wall Thickness: 5"
 Floor Height: 0"

Height (Int): 60"
 Height (Ext): 60"

Weight (Net): 4192 lb
 Volume (Net): 1.07cu.yd