Job Name: 25-3118 - W6 Ph 2-C Force Main Improvements Job Location: Fort Mitchell, KY 41017 Contractor: Lykins Contracting	Plant: 100 6/2/2026 8:12:45 AM	Tech: J. Horsley - A PC: Celina Goff	

Structure ID: 2280815 (Rev)

P3 MH048RS48 MH RISER T/G

P5) 24" - CASTING HEIGHT - 7"	0 lb
P4) 48" - CON CONE w/24" HOLE F/G - 36"	2252 lb
P3) 48" - MH RISER T/G - 48"	3353 lb
P2) 48" - MH RISER T/G - 48"	3353 lb
P1) 48" - MH BASE (10"F) Custom Ht T/n - 48"	5025 lb
1) 48" - MH INVERT CHANNEL - FULL HEIGHT	1440 lb
3) 48" - Conseal CS-102 1.00" (Double)	0 lb
1) 24" - Conseal CS-102 1.00" (Double)	0 lb
2) Kor-N-Seal2 - S206-28	13 lb
13) MH Step ML-10-TDS-NCR - 10"	0 lb
Structure Total:	15437 lb

Structure Notes:
1. PER ASTM C-478 SPECIFICATIONS
2. CONCRETE: 4,000 PSI AT 28 DAYS
3. REINFORCEMENT: PER ASTM A615
4. STEPS AT 270 DEGREES
5. 7" CASTING SUPPLIED BY OTHERS

Rim: 767' Rim to Invert: 15.51' Slack: 1.429" Sump: 2.309" Step Position: 270°

Position	Elev	Angle	Ext. (cw)	Pipe	Pipe OD	Connector	Hole	Horz Size	Up (_)	Offset
Invert 1										
Invert 2										
Invert 3										
Invert 4										
Invert 5										
Invert 6										
Invert 7										
Invert 8										

RIGHT-SIDE UP VIEW (int. dimensions)

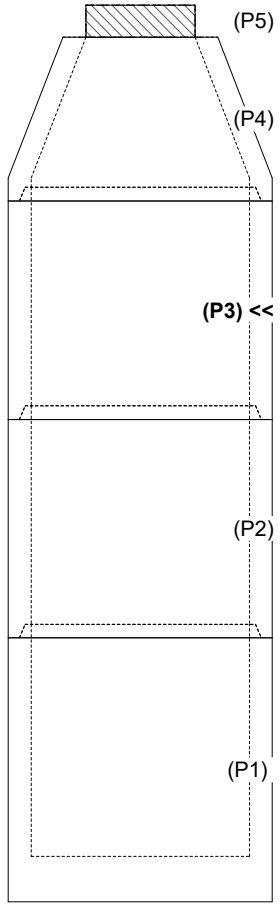

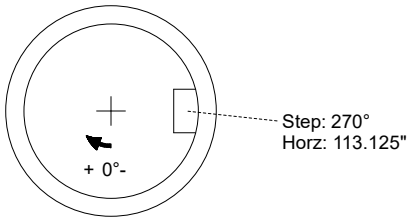

INSIDE WALL DIMENSIONS

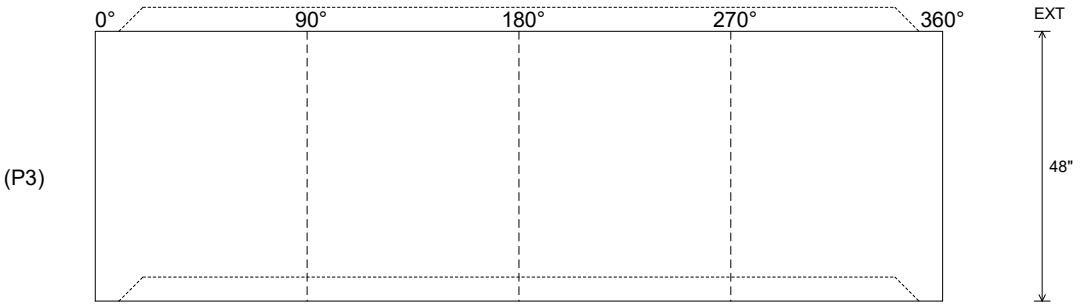

Coating (Int): Coating (Ext):	Seam Up: Tongue Seam Dn: Groove	Wall Thickness: 5" Floor Height: 0"	Height (Int): 48" Height (Ext): 48"	Weight (Net): 3353 lb Volume (Net): 0.86cu.yd